



WORLD BANK



ACEGID

African Centre of Excellence for Genomics of Infectious Disease

Advancing Genomics for African Health

**AFRICAN CENTRE OF EXCELLENCE FOR GENOMICS OF
INFECTIOUS DISEASES (ACEGID)
REDEEMER'S UNIVERSITY**

**FINANCIAL STATEMENTS
FOR THE YEAR ENDED 31 DECEMBER 2025**

AFRICAN CENTRE OF EXCELLENCE FOR GENOMICS OF INFECTIOUS DISEASES (ACEGID)
Financial Statements for the Year Ended 31 December, 2025

Table of Contents	Pages
Statement of Purpose	3
General Information	4
Report of the Centre's Officials	6
Statement of the Centre's Officials' Responsibilities	14
Independent Auditors' Report	15
Statement of Financial Position	20
Statement of Income and Expenditure	21
Statement of Changes in Accumulated Fund	22
Statement of Cash flows	23
Significant Accounting Policies	24
Notes to the Financial Statements	48
Analysis of Expenses by Nature and Function	58
Statement of Reimbursable Eligible Expenditure Programme	59
Other National Disclosures	
Statement of Value Added	61
Financial Summary	62

Statement of Purpose

These Financial Statements have been prepared for ACEGID and relate to the ACE IMPACT grant provided by the World Bank, aimed at supporting the prevention and eradication of infectious diseases such as malaria, Lassa fever, and others. The grant activities commenced on August 1, 2020. The statements also cover other grants administered under ACEGID as a recognized Centre.

AFRICAN CENTRE OF EXCELLENCE FOR GENOMICS OF INFECTIOUS DISEASES (ACEGID)
Financial Statements for the Year Ended 31 December, 2025

General Information

CENTRE'S OFFICIALS

Prof. Christian Happi	-	Director
Prof. Folarin Onikepe	-	Deputy Director
Prof. Anise Happi	-	Deputy Director
Mr. Samuel A. Momodu	-	University Bursar
Mr. Nosamiefan Iguosadolo	-	Programme Manager
Dr. Johnson Okolie	-	Project Manager
Mr. Idowu O. Afolabi	-	Project Accountant
Mrs. Banjo Adeyemi	-	Project Internal Auditor
Mrs. Lucy Osilaja	-	Procurement Officer
Mr. Abiodun Awolola	-	Finance Officer

DIRECTORATE OF INTERNAL AUDIT

Mrs. Olusola K. Akinlawon	-	Deputy Director
---------------------------	---	-----------------

UNIVERSITY PRINCIPAL OFFICERS

Professor Shadrach O. Akindele	-	Vice-Chancellor
Professor Peter Aderonmu	-	Deputy Vice Chancellor
Mr. David Akintola	-	Ag. Registrar
Mr. Samuel A. Momodu	-	Bursar
Dr. Pauline Adeniran	-	Ag. University Librarian

INDEPENDENT AUDITORS

SIAO Partners (Chartered Accountants)
18b, Olu Holloway Road,
(Formerly Temple Road),
Off Alfred Rewane Road,
Ikoyi,
Lagos

BANKERS

Access Bank Plc
United Bank for Africa Plc
Zenith Bank Plc

Host University

Redeemer's University

Postal Address

P.M.B 230, Ede,
Osun State,
Nigeria.

General Information – (Cont'd)

African Partners

Names	Town/State	Country
University of Ibadan	Ibadan – Oyo	Nigeria
Irrua Specialist Teaching Hospital	Irrua – Edo	Nigeria
AEFUTHA	Abakaliki	Nigeria
Federal Medical Centre	Owo	Nigeria
Nigeria Center for Diseases Control	Abuja	Nigeria
Universite Cheikh Anta-Diop	Dakar	Senegal
University of Sierra Leone	Sierra Leone	Sierra Leone
Kenema Government Hospital	Kenema	Sierra Leone
Africa Center for Disease Control	Addis-Ababa	Ethiopia
West Africa Genomics Research Networks		
University of Rwanda	Kigali	Rwanda
Stellenbosh University	Stellenbosh	South-Africa

Global Partners

Names	Town/State	Country
Harvard University	Cambridge-Massachusetts	USA
Broad Institute	Cambridge-Massachusetts	USA
Tulane University	New Orleans-Louisiana	USA
National Institute of Allergy and Infectious Diseases	Maryland	USA
Viral Hemorrhagic Fever Consortium	Maryland	USA
University of Cambridge	Cambridge	UK
Walter Reed Army Institute of Research	Maryland	USA
The Wellcome Trust Limited	England	UK
University of California	San Francisco	USA
University of Nebraska Medical Center	Omaha	USA
The Scripps Institutes	San Diego, California	USA
George Mason University	Virginia	USA
World Health Organization	Geneva	Switzerland
The Rockefeller Foundation	New-York	USA

VISION

To become an International Centre of Excellence with a global perspective that educates genomics leaders who will transform the World through high quality translational genomics-based research on health.

To constitute a strong force in support of the research on the study of humans and microbes to transform the clinical care, surveillance and understanding of infectious diseases.

VALUES

To attain the highest level of student learning, discovery and creative work in an atmosphere of inclusion, collaboration and partnership, guided by the highest standards of ethical conduct.

Report of the Centre's Officials

MISSION

- To create, preserve and disseminate knowledge;
- To carry out each part of our mission at the highest level of excellence by guiding, facilitating and enhancing education and research quality, opportunities and experiences for all graduate students and researchers; and
- To educate the students for leadership and scholarship by creating a vibrant environment that is free of outside influences that transcend international boundaries and where creative, relevant, responsive, ethical and high quality translational genomics-based research on health in Africa is conducted.

Background Information of the Centre

The African Centre of Excellence for Genomics of Infectious Diseases ("ACEGID", "the Centre and the Project"), is located at Redeemer's University, Ede, Osun State in Nigeria and it is a World Bank funded collaborative research centre. The Partners are: West African Academic and Medical Institutions, Redeemer's University, University of Ibadan, Irrua Specialist Teaching Hospital in Nigeria, University of Sierra Leone, Kenema Government Hospital in Sierra Leone and Universite Cheikh Anta-Diop de Dakar in Senegal.

The Centre was established in September 2013 upon approval of the World Bank of the proposed genomics research activities forwarded by the Redeemer's University Management.

ACEGID has a mandate to build capacity in the field of genomics in young African scientists and use, identify and characterize pathogens of unknown origin using microbial metagenomics. Ultimately the Project aims to translate the research outcome to products that can be deployed to the field in order to contribute to the control, management and elimination of infectious diseases in the continent.

Primary Thematic Discipline of Centre

The Centre's primary thematic discipline for the year under review are Infectious Diseases such as Malaria, Lassa, Ebola, HIV, Yellow fever, Monkey pox and Covid -19. The Centre is also increasing focus on human genomics and non-communicable diseases.

Key Objectives and Expected Outcomes

Overarching Goal:

To create a vibrant academic and research environment that is free of outside influences, one that transcends national boundaries and ensures the conduct of relevant, responsive, ethical and high quality translational genomics-based research on health in Africa.

Report of the Centre Officials – (Cont'd)

Specific Aims

- Develop African research capacity in genomics by building well-trained scientists;
- Empower African researchers to utilize genomics-based tools towards the control and elimination of infectious diseases;
- Create genomics curricula to support and promote cutting-edge genomics-based research;
- Engage communities in prevention efforts and public health education;
- Use field-deployed and state-of-the-art genomic technology to identify pathogens driving febrile illness; and
- Create a foundation for African scientists to carry out tractable and important genetic research projects throughout in the Continent.

Result for the year ended 31 December, 2025:

The summary of the operating result from utilization of grants and other funds received during the year ended 31 December, 2025 is as stated below:

	2025	2024
	#	#
Grants and Other Incomes	12,773,916,173	17,976,266,805
Less: Administrative and Other Expenses	<u>(11,173,598,246)</u>	<u>(11,632,348,781)</u>
Surplus for the year	<u>1,600,317,927</u>	<u>6,343,918,025</u>

Property, Plant and Equipment

Information relating to changes in property, plant and equipment is shown in **Note 6** to the Financial Statements. The Centre's Officials believe that the market value of the Centre's property, plant and equipment is not less than the carrying value shown in these Special Purpose Report and Financial Statements.

Events after the Reporting Date

The Centre's Officials are not aware of an event subsequent to the year ended 31 December, 2025 which is likely to have a material effect on the financial information contained in these Financial Statements and/or may have affected the true and fair view of the Centre's state of affairs as at that date.

Report of the Centre Officials – (Cont'd)

Human Resources Policies and Other Matters

The Centre recognises that its human resources are very valuable assets. Consequently, the human resources policies of the Centre are to ensure that the Centre continues to place premium on its human capital development arising from the fact that this would ensure improvement, efficiency and prompt response to finding solutions to infectious diseases in the Africa.

The Management holds periodic meetings with the employees in order to brief them on current related issues and exchange ideas that are beneficial to both parties. In addition, Management communicates issues to employees regularly through email, circulars and newsletters.

Employment of Physically Challenged Persons

It is the Centre's policy that there should be no discrimination in considering applications for employment including application by those that are physically challenged persons. All employees whether physically challenged or not are given equal opportunities to develop their experience and knowledge in the Centre. As at 31 December, 2025, no physical challenged person was employed at the Centre.

Employment and Employee Developments

The Centre reviews its employment policy in line with the needs in the field of research and teaching related activities. Careful recruiting is undertaken to ensure that potential high performers are attracted and retained. Local and overseas training and development programmes are organized to meet the needs of the Centre's approach to research and modernization of teaching techniques.

Equal Employment Opportunity and Diversity

Subject to applicable laws, the Centre recruits, hires, trains, promotes, disciplines and provides other conditions of employment without regard to a person's race, colour, religion, sex, age, national origin, disability or other classifications protected under law.

Health and Safety of the Centre Employment

Health and safety regulations are in force within the Centre's premises and employees are aware of existing regulations. The Centre appreciates the value of a safe work environment and therefore embarks on periodic assessments to ensure compliance and safety rules.

Report of the Centre Officials – (Cont'd)

Admission into the Centre

In line with the Centre's primary objectives to develop a critical mass of well-trained Genomics Scientists in the African Continent, student enrolment as at 31 December, 2025 were:

Programme	2025	2024
Master Degree Level	40	22
PhD. Degree Level	8	5

Admission of students into the Centre was processed through the Redeemer's University, Ede – Osun State as the host Institution. The number of people trained by the Centre from 2013 - 2025 is over 2,000.

Report of the Centre Officials – (Cont'd)

Information about the Centre Sponsors

The Centre benefited from the sponsorship and/or partnership of the following organisations, bodies and councils through award of grants for research purposes in the field of Genomics of Infectious Diseases. The sponsors and their areas of interests are as stated below:

NAME OF SPONSORS	PROJECT	DURATION
World Bank – (Through the Association of African Universities (AAU))	Africa Centre of Excellence for Genomics of Infectious Diseases.	December 31, 2019 - November 2025
National Institutes of Health - H3Africa	Genomic Characterization and Surveillance of Microbial Threats in West Africa.	July 2017 - June 2024.
Biotechnology and Biological Sciences Research Council (BBSRC)	One Health and Accelerating Vaccines for Ebola and Lassa (OVEL).	May 01, 2018 - March 31 st , 2021
Joint West Africa Research Group (JWARG)	Infectious Disease Surveillance Studying to include: Malaria, Yellow Fever, Lassa Fever and Dengue Fever.	2018 - 2023
The Wellcome Trust Limited	Lassa outbreak response, early intervention and community response capacity in Ondo, Edo and Ebonyi States in Nigeria.	2019 - 2020
The ELMA Relief Foundation	Pandemic, early detection networks	2020 - 2025
FAST GRANT	COVID - 19 Related Science - ACEGID	2020 - 2022
Africa Academy of Sciences	COVID-19 R&D in Africa	2020 - 2022
Africa CDC/ASLM	Africa Pathogen Genomic Initiative	2021 - 2022
Rockefeller Foundation	Capacity Building for Pathogen Genomics in Africa.	2021- 2024
SICA	Seroepidemiological Insight into Covid-19 Transmission in Africa.	2022- 2024
Alexander von Humbolt Foundation – AvH	Investigating the different types of arboviruses that are circulating in wild animals in Nigeria.	2022 - 2027
KZN Research Innovation and Sequencing Platform - KRISP	COVID-19 and other pathogens and capacity building in Africa.	2022 - 2023
Deutsche Gesellschaft Fur Internationale Zusammenarbeit-GIZ	Understand microbial threats associated with bushmeat trade and consumption in Nigeria and Kenya.	2022 - 2024
Global Partnership for Animals and Zoonotic Disease Surveillance - GPAZDS	Research and surveillance on various animal diseases with zoonotic potentials.	2022 - 2027

Report of the Centre Officials – (Cont'd)

Major Accomplishments to Date:

- Accurate diagnosis of the first case of Ebola in Sierra Leone and Nigeria in the 2014 EVD outbreak;
- Sequenced approximately 250 Ebola virus genomes and made available in the databank;
- Sequenced over 2,000 Lassa fever virus genomes, thus generating the largest catalogue of the virus in the world;
- Provided tools and training for disease diagnosis, sequencing and bioinformatics;
- Developed the capacity and provided facilities to study a BL4 pathogen in rural field settings (Nigeria and Sierra Leone);
- Developed Ebola virus rapid diagnostics test (RDT) for rapid diagnosis of the disease in 10mins;
- Developed a new pan – Lassa fever rapid diagnostics test kit for diagnosis of the -disease in 10mins;
- Discovered 2-novel highly divergent rhabdovirus in Ekpoma, Nigeria;
- Used clinical sequencing to uncover the origin and evolution of Lassa virus;
- Discovered neutralizing monoclonal antibodies that target epitopes on Lassa virus glycoproteins giving potential for immunotherapeutic in Lassa fever;
- Participated in the 1,000 genome project for the development of global reference for human genetic variation;
- Received the 1st prize in the Life Sciences and Medicine category at the 6th Nigerian Universities Research and Development fair;
- The Centre received the 2021 Gold Medal Prize of the Nigerian Academy of Science;
- Trained approximately 1,300 young African scientists in the field of Genomics and Bioinformatics between 2014 and 31 December, 2021;
- The Centre reconfirmed the first Covid-19 case in Nigeria and sequenced the first SARS-Cov-2 in Africa; and has supported Nigerian Government COVID -19 response through the sequencing of over 4,000 SARS-CoV genomes in Nigeria alone;
- The Centre has tested more than 150,000 COVID-19 samples in Nigeria;
- Trained researchers and scientists from 32 African countries on next generation sequencing. Therefore, supporting their national responses to the pandemic; and
- The Centre is now a reference Centre for Infectious Diseases research for the World Health Organization (WHO) and the Africa Center for Disease Control (AfCDC).

Report of the Centre Officials – (Cont'd)

Overall Projects Achievements

Following the award of the project in 2013 by the World Bank and subsequent signature of the performance agreement contract between Redeemer's University and the National Universities Commission in February 2015, ACEGID has been engaged in research and academic activities that have highly impacted health development in the West Africa Sub-region, as well as significantly improved the visibility of Redeemer's University and other West African collaborating institutions in the Committee of Universities in Africa and the World.

Going Concern

The Centre's Officials believe that it has adequate financial resources in form of grants from various donors to continue in operation for the foreseeable future and accordingly these Financial Statements have been prepared on a going concern basis. The Centre's Officials have satisfied themselves that the Centre is in a sound financial position and that it has access to sufficient research related grants and other facilities needed to meet its expenditures and foreseeable cash requirements on research into genomics of infectious diseases in Africa. The Centre's Officials are not aware of any new material changes that may adversely impact the Centre. The Centre's Officials are also not aware of any material non-compliance with statutory or regulatory requirements or of any pending changes to legislation which may affect the Centre.

The Centre's Officials are of the opinion that continuous access to financial grant from the World Bank and other donors will also contribute significantly to the growth and stability of the Centre toward the achievement of its aims and objectives.

Format of Financial Statements

These Financial Statements of African Centre of Excellence for Genomics of Infectious Diseases have been prepared in accordance with the reporting and presentation requirements of International Financial Reporting Standards (IFRS) issued by International Accounting Standards Board (IASB) as adopted by the Financial Reporting Council of Nigeria (FRC).

These Financial Statements show the utilization of the World Bank ACE IMPACT and other grants over the past twelve months for the research and academic activities (teaching) in genomics of infectious diseases in the Africa continent. This is in compliance with the signed agreement among World Bank, National University Commission (NUC) and Redeemer's University in September 2015.

Report of the Centre Officials – (Cont'd)

Independent Auditors

Messrs. SIAO Partners (Chartered Accountants), having satisfied the relevant corporate governance rules on their tenure in office have indicated their willingness to continue in office as auditors to the Centre.

BY ORDER OF THE CENTRE'S SECRETARY



Prof. Onikepe Folarin
University Secretary

STATEMENT OF THE CENTRE'S OFFICIALS' RESPONSIBILITIES

The Centre's Officials are responsible for the preparation of these Financial Statements which give a true and fair view in compliance with the International Financial Reporting Standards (IFRS).

The Centre's Officials are obliged to ensure that:

- Proper accounting records are maintained on the disbursement of the fund on research;
- Internal control measures are instituted to safeguard the assets;
- Actions are taken to prevent and detect fraud and other irregularities in funds utilization;
- Applicable accounting standards are followed for financial reporting;
- Suitable accounting policies are adopted and consistently applied throughout the period;
- Judgments and estimates made are reasonable and prudent; and
- The going-concern basis is used, unless it is inappropriate to presume that the Centre will continue in operation.


The Centre's Officials are responsible for keeping proper accounting records which disclose, with reasonable accuracy at any time, the financial position of the Centre.

The Centre's Officials accept responsibilities for these Report and Financial Statements, which have been prepared in line with the International Financial Reporting Standards (IFRS), and signed agreement between Redeemer's University, World Bank and other donors on the research grants released to the Centre.


The Centre's Officials further accept responsibility for the maintenance of accounting records that may be relied upon in the preparation of these Financial Statements as well as adequate systems of financial control.

The Centre's Officials have made an assessment of the Centre's ability to continue as a going concern and have no reasons to believe that the Centre will not continue as a going concern in the year ahead.

Signed on behalf of the Centre Officials



Prof. Christian Happi
Centre Director



Mr. Samuel A. Momodu
Bursar, Redeemer's University

Independent Auditors' Report

Report of the Auditors to the stakeholders of **AFRICAN CENTRE OF EXCELLENCE FOR GENOMICS OF INFECTIOUS DISEASES (ACEGID)**

Opinion

We have audited the accompanying Financial Statements of **African Centre of Excellence for Genomics of Infectious Diseases (ACEGID)**, which comprise the Statement of Financial Position as at 31 December, 2025, the Statement of Income and Expenditure, Statement of Changes in Reserves and Cash flows Statement for the year then ended, which have been prepared on the basis of the summary of the significant accounting policies on **pages 24 to 47** and other explanatory notes to the Financial Statements, as set out on **pages 48 to 59**.

In our opinion, the Financial Statements present fairly, in all material respects, the financial position of **African Centre of Excellence for Genomics of Infectious Diseases (ACEGID)**, and its financial performance for the year ended 31 December, 2025 in accordance with International Financial Reporting Standards (IFRS) issued by the International Accounting Standards Board.

Basis for Opinion

We conducted our audit in accordance with International Standards on Auditing (ISAs) issued by the International Federation of Accountants (IFAC). Our responsibilities under those standards are further described in the Auditors' Responsibilities for the audit of the Centre's Special Purpose Report and Financial Statements as part of this report. We are independent of the Centre in accordance with the Institute of Chartered Accountants of Nigeria (ICAN) ethical requirements together with International Ethics Standards Board for Accountants' Code of Ethics for Professional Accountants (IESBA Code) that are relevant to our audit of the Special Purpose Report and Financial Statements.

Therefore, we believe that the information, explanation and audit evidence we have obtained are sufficient and appropriate to provide a basis for our audit opinion.

Key Audit Matters

The Key Audit Matters are those matters that in our professional judgment were of most significance in our audit of these Financial Statements for the year ended 31 December, 2025. These matters were addressed in the context of our audit of the Centre's Financial Statements as a whole and in forming our opinion thereon, we do not provide a separate opinion on these matters

Revenue recognition

The Centre reported **N12.7 billion** as income in the year from donations, research grants and internally generated revenue. Research grants received from various donors accounted for 94% of the total income recognised during the year ended 31 December, 2025. Other income streams such as foreign exchange gain, tuition fee and internally generated revenue (IGR) contributed about 6% to the Centre revenue profile.

How our audit addressed the Key Audit Matters

In evaluating the appropriateness, completeness, classification and disclosures of the research grants received by the Centre's Officials as reported in these Financial Statements, we performed the following review.

- We evaluated and tested the accounting policy for income recognition on research grants and donations to ensure that this is consistent with the requirements of accounting standards;
- We obtained and reviewed evidence of performance obligation as agreed with the donors before the disbursement of funds;
- We performed detailed testing of the research grants received from the donors for completeness and disclosure;
- We traced the receipts of the grants to the Centre's main bank accounts dedicated for that purpose;
- We obtained confirmation from the Centre's banks for disclosure purpose; and
- No exceptions were noted from our work.

We have satisfied ourselves that the treatment of the research grants and donations are appropriate for disclosures in these Financial Statements.

Other Information in the Audit Report

The Centre's Officials are responsible for the other information. The other information comprises the Centre officials' Report which we obtained prior to the date of this report. Other information does not include the Financial Statements and our auditors' report thereon. Our opinion on these Financial Statements does not cover the other information and we do not express an audit opinion or any form of assurance on the conclusion thereon.

In connection with our audit of the Financial Statements, our responsibility is to read the other information and, in doing so, consider whether the other information is materially inconsistent with the Financial Statements or our knowledge obtained in the audit, or otherwise appear to be materially misstated.

If, based on the work we have performed, we conclude that there is a material misstatement of this other information; we are required to report that fact. We have nothing to report in this regard.

Responsibilities of the Centre Officials for the Financial Statements

The Centre's Officials are responsible for the preparation and fair presentation of the Financial Statements in accordance with International Financial Reporting Standards and the requirements of the Financial Reporting Council of Nigeria Act No. 6, 2011 (as amended), and for such internal control as the Centre's Officials determine is necessary to enable the preparation of Financial Statements that are free from material misstatement, whether due to fraud or error.

In preparing the Centre's Financial Statements, Centre Officials are responsible for assessing the Centre's ability to continue as a going concern, disclosing as applicable, matters related to going concern and using the going concern basis of accounting unless the Centre's Officials either intend to liquidate the Centre or to cease operation or have no realistic alternative to do so.

Auditors' Responsibilities for the Audit of the Financial Statements

Our objectives are to obtain reasonable assurance about whether these Financial Statements as a whole are free from material misstatement, whether due to fraud or error, and to issue an auditors' report that includes our opinion. Reasonable assurance is a high level of assurance, but is not a guarantee that an audit conducted in accordance with International Standards on Auditing will always detect a material misstatement when it exists. Misstatements can arise from fraud or error and are considered material if, individually or in the aggregate, they could reasonably be expected to influence the economic decisions of users taken on the basis of these Financial Statements.

As part of an audit in accordance with International Standards on Auditing (ISA), we exercise professional judgement and maintain professional skepticism throughout the audit. We also:

- Identify and assess the risks of material misstatement of these Financial Statements, whether due to fraud or error, design and perform audit procedures responsive to those risks, and obtain audit evidence that is sufficient and appropriate to provide a basis for our opinion. The risk of not detecting a material misstatement resulting from fraud is higher than for one resulting from error, as fraud may involve collusion, forgery, intentional omissions, misrepresentations, or the override of internal control;
- Obtain an understanding of internal control relevant to the audit in order to design audit procedures that are appropriate in the circumstances, but not for the purpose of expressing an opinion on the effectiveness of the Centre's internal control;

- Evaluate the appropriateness of accounting policies used and the reasonableness of accounting estimates and related disclosures made by the Centre's Officials;
- Conclude on the appropriateness of the Centre's Officials use of the going concern basis of accounting and based on the audit evidence obtained, whether a material uncertainty exists related to events or conditions that may cast significant doubt on the Centre ability to continue into the future. If we conclude that a material uncertainty exists, we are required to draw attention in our auditors' report to the related disclosures in these Financial Statements or, if such disclosures are inadequate, to modify our opinion. Our conclusions are based on the audit evidence obtained up to the date of our auditors' report. However, future events or conditions may cause the Centre to cease to continue as a going concern; and
- Evaluate the overall presentation, structure and content of the Centre's Financial Statements, including the disclosures, and whether the Centre's Financial Statements represent the underlying transactions and events in a manner that achieves fair presentation.

We obtain sufficient and appropriate audit evidence regarding the financial information of the Centre to express an opinion in the Centre's Financial Statements. We are responsible for the direction, supervision and performance of the audit and we remain solely responsible for our audit opinion.

We communicate with the Audit and Risk Management Committee of the Host University – Redeemer's University, Ede, regarding, among other matters, the planned scope and timing of the audit and significant audit findings, including any significant deficiencies in internal control that we identify during our audit.

We also provide the Audit and Risk Management Committee and Centre's Officials with a statement that we have complied with relevant ethical requirements regarding independence, and to communicate with them all relationships and other matters that may reasonably be thought to bear on our independence, and where applicable, related safeguards.

From the matters communicated with the Audit and Risk Management Committee and Centre's Officials, we determine those matters that were of most significance in the audit of the Financial Statements for the year ended 31 December, 2025 and are therefore the key audit matters. We describe these matters in our auditors' report unless law or regulation precludes public disclosure about the matter or when, in extremely rare circumstances, we determine that a matter should not be communicated in our report because the adverse consequences of doing so would reasonably be expected to outweigh the benefits derivable by the public from such communication.

Report on other legal and regulatory requirements


In accordance with the Financial Reporting Council of Nigeria Act No.6, 2011 (as amended) and the Companies and Allied Matters Act, 2020. We confirm that:

- I. We have obtained all the information and explanations which to the best of our knowledge and belief were necessary for the purpose of the audit.
- II. The Centre has kept proper books of account, so far as appears from our examination of those books.
- III. The Centre's statement of financial position and the statement of income and expenditure are in agreement with the books of account and returns as at 31 December, 2025.



Abiodun Ariyibi, FCA
FRC/2013/PRO/ICAN/004/00000001548

For: SIAO Partners (Chartered Accountants)
Lagos, Nigeria.




Date: 8th June 2026

AFRICAN CENTRE OF EXCELLENCE FOR GENOMICS OF INFECTIOUS DISEASES (ACEGID)
Financial Statements for Year Ended 31 December, 2025


STATEMENT OF FINANCIAL POSITION
AS AT 31 DECEMBER, 2025

		2025	2024
	Notes	=N=	=N=
NON - CURRENT ASSET			
Property Plant and Equipment	6	13,202,625,927	12,067,205,960
Intangible Asset	7	-	41,874
		<u>13,202,625,927</u>	<u>12,067,247,834</u>
CURRENT ASSETS			
Cash and Cash Equivalents	8	12,698,313,133	12,124,903,236
Receivables	9	312,854,952	704,880,679
Other Receivables	10	59,149,212	54,727,450
Prepayment	11	6,300,000	8,100,000
		<u>13,076,617,297</u>	<u>12,892,611,365</u>
TOTAL ASSETS		<u><u>26,279,243,224</u></u>	<u><u>24,959,859,199</u></u>
RESERVES AND LIABILITIES:			
Accumulated Fund	12	25,034,498,030	23,434,180,103
CURRENT LIABILITY			
Current Payables	13	1,244,745,194	1,525,679,096
TOTAL RESERVES AND LIABILITIES		<u><u>26,279,243,224</u></u>	<u><u>24,959,859,199</u></u>

The Financial Statements were approved by the Centre's Officials on 08/06/2026 and were signed on its behalf by:



Prof. Christian Happi
Centre Director



Mr. Samuel A. Momodu
Bursar, Redeemer's University

The significant accounting policies on pages 24 to 47 and the accompanying explanatory notes on pages 48 to 59 form an integral part of these Financial Statements.

AFRICAN CENTRE OF EXCELLENCE FOR GENOMICS OF INFECTIOUS DISEASES (ACEGID)
Financial Statements for the Year Ended 31 December, 2025

STATEMENT OF INCOME AND EXPENDITURE
FOR THE YEAR ENDED 31 DECEMBER, 2025

		2025	2024
	Notes	=N=	=N=
INCOME			
Research Grants Received	14	11,922,559,480	11,501,208,087
Interest Income	15	52,020,737	53,472,206
Exchange Gain (Unrealized)	16	290,701,246	5,215,557,829
Other Income	17	508,634,710	1,206,028,684
		<u>12,773,916,173</u>	<u>17,976,266,806</u>
EXPENDITURE:			
Net Charge of Impairments	(9.1&18)	16,123,931	38,782,885
Salaries and Wages	19	31,528,483	89,087,815
Cost of Investigators	19	3,808,542,954	3,387,103,260
Publication in Journals		37,223,603	10,976,647
Seminars and Courses		8,891,844	159,982,012
Printing and Stationery		18,305,000	12,236,550
I.T Expenses		70,939,307	220,466,045
Cleaning Charges		8,444,655	10,662,791
Electricity & Lighting		525,000	674,515
Telephone and Postages		5,035,986	7,080,053
Transport and Travels Expenses		22,718,332	582,198,420
Entertainment Expenses		12,822,294	48,508,887
Bank Charges		30,053,185	31,560,394
Repairs and Maintenance		159,632,830	196,543,915
Motor Vehicle Running		21,530,671	23,820,922
Laboratory Consumables		1,849,156,013	2,590,992,251
External Audit Fees (VAT inclusive)		962,500	1,100,000
Depreciation and Amortisation- PPE	6&7	581,441,951	518,697,188
Generator Running Expenses		42,445,000	35,694,000
Subscriptions		9,710,903	2,235,443
Subaward		1,818,624,597	1,865,721,029
Gift and Donations		-	2,153,870
Insurance		-	52,755
Hotel Expenses		273,112,710	248,746,623
Rent Expenses		2,736,000	2,344,000
Medical Expenses		1,666,571	-
Public Relations/Publicity		1,280,000	16,707,578
Postage Expenses		249,425	2,261,479
Training Expenses		537,304,571	32,372,216
Exchange Loss		1,125,232,997	549,477,597
Staff Recruitment Expenses		200,000	2,040,000
Other Research Expenses		27,456,635	9,113,057
Facilities and Administrative		649,700,298	932,339,564
Sport Expenses		-	615,019
		<u>11,173,598,246</u>	<u>11,632,348,781</u>
Surplus of income over expenditure		<u>1,600,317,927</u>	<u>6,343,918,025</u>

The significant accounting policies on pages 24 to 47 and the accompanying explanatory notes on pages 48 to 59 form an integral part of these Financial Statements.

AFRICAN CENTRE OF EXCELLENCE FOR GENOMICS OF INFECTIOUS DISEASES (ACEGID)
Financial Statements for the Year Ended 31 December, 2025

STATEMENT OF CHANGES IN ACCUMULATED FUND
FOR THE YEAR ENDED 31 DECEMBER, 2025

Unrestricted Reserves

At 1 January, 2024		17,090,262,078
Surplus for the year	12	6,343,918,025
At 31 December, 2024		<u>23,434,180,103</u>
At 1 January, 2025		23,434,180,103
Surplus for the year	12	1,600,317,927
At 31 December, 2025		<u>25,034,498,030</u>

The significant accounting policies on pages 24 to 47 and the accompanying explanatory notes on pages 48 to 59 form an integral part of these Financial Statements.

AFRICAN CENTRE OF EXCELLENCE FOR GENOMICS OF INFECTIOUS DISEASES (ACEGID)
Financial Statements for the Year Ended 31 December, 2025

STATEMENT OF CASHFLOWS
FOR THE YEAR ENDED 31 DECEMBER,

		2025	2024
	Notes	=N=	=N=
CASHFLOWS FROM OPERATING ACTIVITIES			
Surplus for the year		1,600,317,927	6,343,918,025
Adjustments for non-cash items:			
Depreciation - PPE	6	581,400,079	504,921,497
Amortization - Intangible Asset	7	41,872	13,775,692
Interest income	15	(52,020,737)	(53,472,206)
Exchange Gain (Unrealized)		(290,701,246)	(5,215,557,829)
Operating surplus before changes in working capital		1,839,037,895	1,593,585,178
Changes in Working Capital			
Changes in other payables	13	(280,933,902)	(1,912,252,375)
Changes in receivables	9	387,603,965	675,602,050
Changes in prepayment	11	1,800,000	(7,400,000)
Net Cash Inflows from Operating Activities		1,947,507,958	349,534,853
Investing Activities			
Purchase of property, plant, and Equipment	6	(1,716,820,045)	(2,514,703,436)
Interest received	15	52,020,737	53,472,206
Net Cash (Outflows) from Investing Activities		(1,664,799,308)	(2,461,231,229)
Net increase/(decrease) in cash and cash equivalents for the year		282,708,651	(2,111,696,377)
Cash and cash equivalents as at 1 January,		12,124,903,235	9,021,041,782
Exchange gain (Unrealized)		290,701,246	5,215,557,829
Cash and cash equivalents as at 31 December,	8	12,698,313,132	12,124,903,235

The significant accounting policies on pages 24 to 47 and the accompanying explanatory notes on pages 48 to 59 form an integral part of these Financial Statements.

AFRICAN CENTRE OF EXCELLENCE FOR GENOMICS OF INFECTIOUS DISEASES (ACEGID)
Financial Statements for the Year Ended 31 December, 2025

CENTRE INFORMATION

1.0 The Centre

The African Centre of Excellence for Genomics of Infectious Diseases “ACEGID”, is located at Redeemer’s University, Ede, Osun State in Nigeria and it is a World Bank funded collaborative research centre. The Partners are West African Academic and Medical Institutions, Redeemer’s University, University of Ibadan, Irrua Specialist Teaching Hospital in Nigeria, University of Sierra Leone, Kenema Government Hospital in Sierra Leone and Universite, Cheikh Anta-Diop de Dakar in Senegal.

The Centre was established in September 2013 upon approval of the World Bank of the proposed genomics research activities forwarded by the Redeemer’s University Management.

1.1 Principal Activities

The principal activities of the Centre are that of providing research and academic training in areas of genomics infectious diseases in the Africa Continent. ACEGID has a mandate to build capacity in the field of genomics in young African scientists and use, identify and characterize pathogens of unknown origin using microbial metagenomics. Ultimately the Project aims to translate the research outcome to products that can be deployed to the field in order to contribute to the control, manage and eliminate infectious diseases in the continent. However, each of the sponsors is expected to renew the life span of their projects in line with international benchmark for research related activities.

1.2 Reporting Period

These Financial Statements cover the financial period from 1 January to 31 December, 2025 with comparative period from 1 January 2024 to 31 December, 2024.

1.3 Going Concern

The Centre has consistently been awarded grants from various donors on its core principal activities relating to research activities on infectious diseases such as Ebola, Lassa and other infectious viruses. The Centre’s Officials believe that there is no intention or threat from any party to curtail significantly its line of activities in the foreseeable future. These Financial Statements are prepared on a going concern basis.

2.0 Significant Accounting Policies

2.1 Basis of Presentation and Compliance

The Centre's Financial Statements for twelve months ended 31 December, 2025 are prepared and presented in accordance with, and comply with International Financial Reporting Standards (IFRSs) and International Financial Reporting Interpretation Committee (IFRIC) interpretations issued and effective for the year presented. These Financial Statements are not the annual report and Financial Statements of the Centre but the Financial Statements meant for the use of the donors.

Significant Accounting Policies – (Cont'd)

2.1.1 Composition of Financial Statements

The Centre's Financial Statements comprise:

- Statement of Financial Position;
- Statement of Income and Expenditure;
- Statement of Changes in Reserves;
- Statement of Cashflows;
- Accounting policies and
- Notes to the Financial Statements.

2.1.2 Statement of Compliance

These Financial Statements for the year ended 31 December, 2025 have been prepared in accordance with International Accounting Standards (IAS) and International Financial Reporting Standards (IFRS) as issued by the International Accounting Standards Board (IASB), that are effective as at 31 December, 2025.

2.1.3 Functional and Presentation Currency

The Financial Statements are presented in Naira, which is the Centre's presentational currency. The figures shown in the Financial Statements are stated to the nearest Naira. The accounting policies set out below have been applied in these Financial Statements unless otherwise indicated.

2.1.4 Translation of Foreign Currencies

Foreign currency transactions are recorded on initial recognition in Naira by translating the foreign currency amount at the spot exchange rate between the functional currency and foreign currency at the date of the translation.

At the end of the reporting period:

- Foreign currency monetary items are translated using the applicable closing foreign exchange rates.
- Non-monetary items that are carried at historical cost translated at the exchange rate at the date of translation.

Exchange differences arising on the settlement of monetary items or on translating monetary items are recognized in the statement of income and expenditure in the year in which they arise.

2.2 Basis of Measurement

The Financial Statements have been prepared under the historical cost convention, unless mentioned otherwise in the accounting policies and notes to the Financial Statements.

Significant Accounting Policies – (Cont'd)

2.3 Critical Accounting Judgements, Estimates, and Assumptions

Management is required to adopt those accounting policies most appropriate to the circumstances for the purposes of presenting fairly the Centre's financial position, financial performance, and cash flows. The preparation of the Centre's Financial Statements require management to make judgements, estimates, and assumptions that affect the application of policies and reported amounts of assets and liabilities, income and expenses.

These judgements, estimates, and associated assumptions are based on historical experience and other factors, including expectations of future events that are believed to be reasonable under the circumstances. The resulting accounting estimates will, by definition, seldom equal the related actual results.

Management considers the areas set out below to be those where critical accounting judgements have been applied and the resulting estimates and assumptions may lead to adjustments to the future carrying amounts of assets and liabilities.

Useful Lives of Property, Plant and Equipment

The Centre determines the estimated useful lives and related depreciation charges for its property, plant and equipment. This estimate is based on projected usage of the items of property, plant and equipment. It could change significantly as a result of technical innovations and competitor actions in response to severe industry cycles. The Centre's Officials will increase the depreciation charge where useful lives are less than provided estimated lives or it will write off or write down technically obsolete or non-strategic assets that have been abandoned or sold.

2.4 Income Recognition

The Centre recognizes income when the amount of income can be reliably measured, it is probable that future economic benefits will flow to the Centre and when specific criteria have been met for each of the Centre's activities as described below.

Significant Accounting Policies – (Cont'd)

2.4.1 Grants

All grants received are recognised in the Financial Statements as income over the period necessary to match their related research and academic expenditures or costs in line with IAS 20.

Grants are recognised as incomes only when the conditions have been substantially met as stipulated in the “terms of Reference” in each of the research projects.

Unrestricted Grant Income

Unrestricted grants (including Government grants - if any) are those received from unconditional transfers of cash or other assets to the Centre. Unrestricted grants in currencies other than Naira are recorded at exchange rates in effect at the time of receipt or, if outstanding as at 31 December, 2025 at the exchange rate in effect at the year end.

Restricted Grant Income

Restricted grants are those received from a transfer of resources to the Centre in return for past or future compliance to the operating activities of the Centre. Restricted grants in currencies other than Naira, with specific request to be paid in that currency as sponsor funds, are recorded as income and expenses at the exchange rate in effect at the time of payment.

Sponsors of research projects continue to be the main source of income for the Centre for the financial year under review.

2.4.2 Interest Income

Interest income includes income from financial assets at fair value through profit or loss, and income from cash and cash equivalents. They are recognized in the statement of income and expenditures using the effective interest rate method. The effective interest rate is the rate that exactly discounts the estimated future cash payments and receipts through the expected life of the financial instrument (or, when appropriate, a shorter period) to the carrying amount of the financial instrument on initial recognition.

2.4.3 Other Income

Other income is recognized at the fair value of the consideration received or receivable with respect to the tuition fees and other income from Master's degree and PhD students of the Centre. The Centre is not expected to engage in commercialization of their research products to third parties.

The Host University is responsible for the collection of tuition fees on behalf of the Centre from their Master and PhD students who enroll for the Centre's programmes. Students are charged fees for teaching instruction and facilities provided by the Centre to aid knowledge transfer process.

Significant Accounting Policies – (Cont'd)

2.5 Taxation Expenses

The Centre is a non-profit making organisation; hence, it is not liable to Companies Income Tax under Nigeria Tax Administration Act, 2025 as applicable. However, other transaction taxes such as Withholding Taxes, Value Added Taxes, are expensed in the Statement of Income and Expenditure Account during the year under review.

2.6 Administrative Expenses

The administrative expenses relate to costs of goods and services consumed by the Centre in carrying out its research, training and other administrative activities during the year.

The Centre's Officials reported such expenses in the year in which they are related and benefits derived. The expenses are reported in the "Statement of Income and Expenditure" for running of the Centre.

The classification of some of the major expenses' heads for reporting purposes during the year under review are as stated below:

- Seminars and Courses;
- Cost of investigators;
- Salaries and Wages;
- Printing and Stationery Expenses
- Flight and Airport Related Expenses;
- Repairs and Maintenances;
- Laboratory Consumables;
- Subscription Expenses (Local and International)
- Accreditation Cost;
- Subaward Projects; and
- Facilities and Administration.

They are reported at their actual costs and invoice prices to the Centre on each of the research activities.

2.7 Property, Plant and Equipment

2.7.1 Recognition and Measurement

The Centre recognises items of property, plant and equipment at the time the cost is incurred. These costs include costs incurred initially to acquire or construct an item of property, plant and equipment as well as the costs of its dismantlement, removal or restoration, the obligation for which the Centre incurs as a consequence of using the item over its useful life.

Items of property, plant and equipment are measured at cost less accumulated depreciation and impairment losses. When parts of an item of property or equipment have different useful lives, they are accounted for as separate items (major components) of property, plant and equipment.

Significant Accounting Policies – (Cont'd)

Depreciation methods, useful lives and residual values of property, plant and equipment are reviewed at each reporting date, if appropriate. Assets are impaired whenever events or changes in circumstances indicate that the carrying amount is less than the recoverable amount.

2.7.2 Subsequent Costs

The cost of replacing part of an item of property, plant and equipment is recognized in the carrying amount of the item if it is probable that the future economic benefits embodied within the part will flow to the Centre and its cost can be measured reliably. The carrying amount of the replaced part is derecognized. The costs of the day-to-day servicing of property, plant and equipment are recognised in the statement of income and expenditure as incurred.

2.7.3 Depreciation of Property, Plant and Equipment

Depreciation is recognised in the income statement on a straight-line basis to write down the cost of each asset, less their residual values over the estimated useful lives of each part of an item of property, plant and equipment.

Depreciation begins when an asset is available for use and ceases at the earlier of the date that the asset is derecognized or classified as held for sale in accordance with IFRS 5. A non-current asset or disposal group is not depreciated while it is classified as held for sale.

The estimated useful lives for the current and comparative periods are as follows:

Land	-	Nil
Building	-	2%
Buildings Improvement	-	10 %
IT Equipment	-	12.5 %
Furniture and Fittings	-	12.5 %
Office Equipment	-	12.5 %
Laboratory Equipment	-	12.5 %
Guest House Equipment	-	12.5 %
Plant and Machinery	-	15 %
Books	-	5%

2.7.4 De-recognition

An item of property, plant and equipment is derecognized upon disposal or when no future economic benefits are expected to arise from the continued use of the asset. Any gain or loss arising on the disposal or retirement of an item of property, plant and equipment is determined as the difference between the net disposal proceeds and the carrying amount of the assets and is recognized in the statement of income and expenditure under "other gains and losses."

Significant Accounting Policies – (Cont'd)

2.7.5 Building Improvement

All costs incurred on building structure are classified as “Building Improvement” within property, plant and equipment. These costs are recognized based on materiality and the expectation that they will enhance the useful life of the building.

The Centre does not have title to the land where the building structure is situated as its administrative office, hence all accumulated costs incurred on building Improvement are depreciated using the applicable rate in line with the Centre's depreciation policy.

2.8 Intangible Assets

An intangible asset is recognised when:

- it is probable that the expected future economic benefits that are attributable to the asset will flow to the entity; and
- the cost of the asset can be measured reliably.

Intangible assets are initially recognised at cost.

Intangible Assets Acquired Separately

Intangible assets with finite useful lives that are acquired separately are carried at cost less accumulated amortisation and accumulated impairment losses. Amortisation is recognised on a straight-line basis over their estimated useful lives. The estimated useful life and amortisation method are reviewed at the end of each reporting period, with the effect of any changes in estimate being accounted for on a prospective basis. Intangible assets with indefinite useful lives that are acquired separately are carried at cost less accumulated impairment losses.

Amortisation is recognised so as to write-off the cost of finite intangible assets, over their useful lives, using the straight-line method, on the following bases:

Item Useful Life

Computer software	3 – 5 years
-------------------	-------------

Significant Accounting Policies – (Cont'd)

Financial Assets and Liabilities

Recognition

The Centre on the date of origination or purchase recognizes placements, equity securities and deposits at the fair value of consideration paid. Regular-way purchases and sales of financial assets shall be recognized on the settlement date. All other financial assets and liabilities, including derivatives, shall be initially recognized on the trade date at which the Centre becomes a party to the contractual provisions of the instrument.

Classification and Measurement

Initial measurement of a financial asset or liability shall be at fair value plus transaction costs that are directly attributable to its purchase or issuance. For instruments measured at fair value through profit or loss, transaction costs shall be recognized immediately in profit or loss. Financial assets include placement with banks, treasury bills and equity instruments.

Financial assets shall be classified into one of the following measurement categories in line with the provisions of IFRS 9:

1. Amortised cost
2. Fair Value through Other Comprehensive Income (FVOCI)
3. Fair Value through Profit or Loss (FVTPL) for trading related assets.

The Centre shall classify its financial assets based on the business model for managing the assets and the assets' contractual cash flow characteristics.

Business Model Assessment

Business model assessment shall involve determining whether financial assets are managed in order to generate cash flows from collection of contractual cash flows, selling financial assets or both. The Centre shall assess business model at a portfolio level reflective of how groups of assets are managed together to achieve a particular business objective. For the assessment of business model the Centre will take into consideration the following factors:

The stated policies and objectives for the portfolio and the operation of those policies in practice. In particular, whether management's strategy focuses on earning contractual interest revenue, maintaining a particular interest rate profile, matching the duration of the financial assets to the duration of the liabilities that shall be funding those assets or realizing cash flows through the sale of the assets;

How the performance of assets in a portfolio will be evaluated and reported to the relevant heads of department and other key decision makers within the Centre's business lines;

The risks that affect the performance of assets held within a business model and how those risks shall be managed;

How compensation shall be determined for the Centre's business lines, management that manages the assets; and

The frequency and volume of income in prior periods and expectations about future income activity

Management shall determine the classification of the financial instruments at initial recognition.

The business model assessment falls under three categories:

Significant Accounting Policies – (Cont'd)

- I) **Business Model 1 (BM1):** Financial assets held with the sole objective to collect contractual cash flows;
- II) **Business Model 2 (BM2):** Financial assets held with the objective of both collecting contractual cash flows and selling; and
- III) **Business Model 3 (BM3):** Financial assets held with neither of the objectives mentioned in BM1 or BM2 above. These shall be basically financial assets held with the sole objective to trade and to realize fair value changes.

The Centre may decide to sell financial instruments held under the BM1 category with the objective to collect contractual cash flows without necessarily changing its business model if one or more of the following conditions shall be met:

i) Where these sales shall be infrequent even if significant in value. A sale of financial assets shall be considered infrequent if the sale shall be one-off during the financial year and/or occurs at most once during the quarter or at most three (3) times within the financial year.

(ii) Where these sales shall be insignificant in value both individually and in aggregate, even if frequent. A sale shall be considered insignificant if the portion of the financial assets sold shall be equal to or less than five (5) per cent of the carrying amount (book value) of the total assets within the business model.

(iii) When these sales shall be made close to the maturity of the financial assets and the proceeds from the sales approximates the collection of the remaining contractual cash flows. A sale is considered to be close to maturity if the financial assets have a tenor to maturity of not more than one (1) year and/or the difference between the remaining contractual cash flows expected from the financial asset does not exceed the cash flows from the sales by ten (10) per cent.

Other reasons: The following reasons outlined below may constitute 'Other Reasons' that may necessitate selling financial assets from the BM1 category that will not constitute a change in business model:

1. Selling the financial asset to realize cash to deal with unforeseen need for liquidity (infrequent).
2. Selling the financial asset to manage credit concentration risk (infrequent)
3. Selling the financial assets as a result of changes in tax laws (infrequent).
4. Other situations also depends upon the facts and circumstances which need to be judged by the Management

Cash flow Characteristics Assessment

The Centre shall assess the contractual features of an instrument to determine if they give rise to cash that shall be consistent with a basic investment arrangement.

Contractual cash flows shall be consistent with a basic deposit arrangement if they represent cash flows that are solely payments of principal and interest on the principal amount outstanding (SPPI). Principal shall be defined as the fair value of the instrument at initial recognition. Principal may change over the life of the instruments due to repayments. Interest shall be defined as consideration for the time value of money and the credit risk associated with the principal amount outstanding and for other basic lending risks and costs (liquidity risk and administrative costs), as well as a profit margin.

Significant Accounting Policies – (Cont'd)

Classification of Financial Assets

a) Financial assets measured at amortised cost

Financial assets shall be measured at amortised cost if they are held within a business model whose objective shall be to hold for collection of contractual cash flows where those cash flows represent solely payments of principal and interest. After initial measurement, debt instruments in this category shall be carried at amortized cost using the effective interest rate (EIR) method. The effective interest rate (EIR) shall be the rate that discounts estimated future cash payments or receipts through the expected life of the financial asset to the gross carrying amount of a financial asset. Amortized cost shall be calculated taking into account any discount or premium on acquisition, transaction costs and fees that shall be an integral part of the effective interest rate. Amortization shall be included in interest income in the Statement of Income and Expenditure. Impairment on financial assets measured at amortized cost shall be calculated using the expected credit loss approach.

Financial assets measured at amortized cost shall be presented net of the allowance for credit losses (ACL) in the statement of financial position.

b) Financial assets measured at FVOCI

Financial assets shall be measured at FVOCI if they are to be held within a business model whose objective shall be to hold for collection of contractual cash flows and for selling financial assets, where the assets' cash flows represent payments that shall be solely payments of principal and interest.

Subsequent to initial recognition, unrealized gains and losses on debt instruments measured at FVOCI shall be recorded in Other Comprehensive Income (OCI).

c) Financial assets measured at FVTPL

Financial assets measured at FVTPL (Fair Value through Profit or Loss) include assets held for trading purposes, assets held as part of a portfolio managed on a fair value basis and assets whose cash flows do not represent payments that shall be solely payments of principal and interest. Financial assets may also be designated at FVTPL if by so doing eliminates or significantly reduces an accounting mismatch which would otherwise arise. These instruments shall be measured at fair value in the Statement of Financial Position, with transaction costs recognized immediately in the Statement of Income and Expenditure.

d) Equity Investments

Equity instruments shall be measured at FVTPL, unless an election is made to designate them at FVOCI upon purchase. For equity instruments measured at FVTPL, changes in fair value shall be recognized in the Statement of Income and Expenditure. The Centre can elect to classify non-trading equity instruments at FVOCI (Fair Value Through Other Comprehensive Income). This election will be used for certain equity investments for strategic or longer term investment purposes. The FVOCI election shall be made upon initial recognition, on an instrument-by-instrument basis and once made shall be irrevocable. Gains and losses on these instruments including when derecognized/sold shall be recorded in OCI and shall not be subsequently reclassified to the Statement of Income and Expenditure.

Significant Accounting Policies – (Cont'd)

Dividends received shall be recorded in interest income in the Statement of Income and Expenditure. Any transaction costs incurred upon purchase of the security shall be added to the cost basis of the security and shall not be reclassified to the Consolidated Statement of Income on sale of the security.

Financial liabilities shall be classified into one of the following measurement categories:

- (a) Amortised cost
- (b) Fair Value through Profit or Loss (FVTPL)

e) Financial Liabilities at Fair Value through Profit or Loss

Financial liabilities accounted for at fair value through profit or loss fall into two categories:

Financial liabilities held for trading and financial liabilities designated at fair value through profit or loss on inception.

Financial liabilities at fair value through profit or loss shall be financial liabilities held for trading. A financial liability shall be classified as held for trading if it shall be incurred principally for the purpose of repurchasing it in the near term or if it shall be part of a portfolio of identified financial instruments that shall be managed together and for which there shall be evidence of a recent actual pattern of profit-taking. Derivatives shall also be categorized as held for trading unless they shall be designated and effective as hedging instruments. Financial liabilities held for trading also include obligations to deliver financial assets borrowed by a short seller.

Gains and losses arising from changes in fair value of financial liabilities classified as held for trading shall be included in the income statement and shall be reported as 'Net gains/(losses) on financial instruments classified as held for trading'. Interest expenses on financial liabilities held for trading shall be included in 'Net interest income'.

Financial liabilities shall be designated at FVTPL when either the designation eliminates or significantly reduces an accounting mismatch which would otherwise arise or the financial liability contains one or more embedded derivatives which significantly modify the cash flows otherwise required. For liabilities designated at fair value through profit or loss, all changes in fair value shall be recognized in the Statement of Income and Expenditure, except for changes in fair value arising from changes in the Centre's own credit risk which shall be recognized in OCI. Changes in fair value of liabilities due to changes in the Centre's own credit risk, which are recognized in OCI, shall not be subsequently reclassified to the Statement of Income and Expenditure upon derecognition/extinguishment of the liabilities.

f) Financial Liabilities at amortised cost

Financial liabilities that are not classified at fair value through profit or loss fall into this category and shall be measured at amortised cost using the effective interest rate method. Financial liabilities measured at amortised cost shall be debt securities in issue for which the fair value option is not applied, convertible bonds and subordinated debts.

Reclassifications

Financial assets shall not be reclassified subsequent to their initial recognition, except in the period after the Centre changes its business model for managing financial assets. A change in the Group's business model will occur only when the Centre either begins or ceases to perform an activity that is significant to its operations such as:

- Significant internal restructuring or business combinations; for example: an acquisition of a private asset management company that might necessitate transfer and sale of assets to willing

Significant Accounting Policies – (Cont'd)

buyers, this action will constitute changes in business model and subsequent reclassification of the assets held from BM1 to BM2 Category.

Any other reason that might warrant a change in the Centre's business model are determined by management based on facts and circumstances.

The following shall not be considered to be changes in the business model:

- (a) A change in intention related to particular financial assets (even in circumstances of significant changes in market conditions)
- (b) A temporary disappearance of a particular market for financial assets.
- (c) A transfer of financial assets.

When reclassification occurs, the Centre shall reclassify all affected financial assets in accordance with the new business model. Reclassification shall be applied prospectively from the 'reclassification date'. Reclassification date shall be 'the first day of the first reporting period following the change in business model.

Impairment of Financial Assets

In line with IFRS 9, the Centre assesses the under listed financial instruments for impairment using Expected Credit Loss (ECL) approach:

- 1. Amortized cost financial assets.

Expected Credit Loss Impairment Model

The Centre's allowance for credit losses calculations shall be outputs of models with a number of underlying assumptions regarding the choice of variable inputs and their interdependencies. The expected credit loss impairment model reflects the present value of all cash shortfalls related to default events either over the following twelve months or over the expected life of a financial instrument depending on credit deterioration from inception. The allowance for credit losses reflects an unbiased, probability-weighted outcome which considers multiple scenarios based on reasonable and supportable forecasts.

The Centre shall adopt a three-stage approach for impairment assessment based on changes in credit quality since initial recognition.

Stage 1 – Where there has not been a Significant Increase in Credit Risk (SICR) since initial recognition of a financial instrument, an amount equal to 12 months expected credit loss shall be recorded. The expected credit loss shall be computed using a probability of default occurring over the next 12 months. For those instruments with a remaining maturity of less than 12 months, a probability of default corresponding to remaining term to maturity shall be used.

Stage 2 – When a financial instrument experiences a SICR subsequent to origination but is not considered to be in default, it shall be included in Stage 2.

This requires the computation of expected credit loss based on the probability of default over the remaining estimated life of the financial instrument.

Significant Accounting Policies – (Cont'd)

Stage 3 – Financial instruments that are considered to be in default shall be included in this stage. Similar to Stage 2, the allowance for credit losses captures the lifetime expected credit losses.

The guiding principle for ECL model shall be to reflect the general pattern of deterioration or improvement in the credit quality of financial instruments since initial recognition. The ECL allowance shall be based on credit losses expected to arise over the life of the asset (life time expected credit loss), unless there has been no significant increase in credit risk since origination. Examples of financial assets with low credit risk (no significant increase in credit risk) include: Risk free and gilt-edged debt investment securities that shall be determined to have low credit risk at the reporting date; and other financial instruments (other than lease receivables) on which credit risk has not increased significantly since their initial recognition.

Measurement of Expected Credit Losses

The probability of default (PD), exposure at default (EAD), and loss given default (LGD) inputs used to estimate expected credit losses shall be modelled based on macroeconomic variables that are most closely related with credit losses in the relevant portfolio.

Details of these statistical parameters/inputs are as follows:

PD – The probability of default shall be an estimate of the likelihood of default over a given time horizon. A default may only happen at a certain time over the remaining estimated life, if the asset has not been previously derecognized and are still in the portfolio.

12-month PDs – This is the estimated probability of default occurring with the next 12 months (or over the remaining life of the financial instrument if that is less than 12 months). This shall be used to calculate 12-month ECLs.

Lifetime PDs – This is the estimated probability of default occurring over the remaining life of the financial instrument. This shall be used to calculate lifetime ECLs for “stage 2” and stage 3 exposures. PDs shall be limited to the maximum exposure required by IFRS 9

EAD – The exposure at default shall be an estimate of the exposure at a future default date, taking into account expected changes in the exposure after the reporting date, including repayments of principal and interest, whether scheduled by contract or otherwise, expected drawdowns on committed facilities, and accrued interest from missed payments.

LGD – The loss given default shall be an estimate of the loss arising in the case where a default occurs at a given time. It shall be based on the difference between the contractual cash flows due and those that the lender would expect to receive, including from the realization of any collateral. It shall be usually expressed as a percentage of the EAD.

Forward-looking information

The measurement of expected credit losses for each stage and the assessment of significant increases in credit risk considers information about past events and current conditions as well as reasonable and supportable forecasts of future events and economic conditions. The estimation and application of forward-looking information requires significant judgement.

Significant Accounting Policies – (Cont'd)

Macroeconomic factors

The Centre shall rely on a broad range of forward looking information as economic inputs, such as GDP growth, unemployment rates, central bank base rates, crude oil prices, inflation rates and foreign exchange rates. The inputs and models used for calculating expected credit losses may not always capture all characteristics of the market at the date of the financial statements. To reflect this, qualitative adjustments or overlays shall be made as temporary adjustments using expert credit judgement.

Multiple forward-looking scenarios

The Centre shall determine allowance for credit losses using three probability-weighted forward looking scenarios. The Centre shall consider both internal and external sources of information in order to achieve an unbiased measure of the scenarios used. The Centre prepares the scenarios using forecasts generated by credible sources such as Business Monitor International (BMI), International Monetary Fund (IMF), Nigeria Bureau of Statistics (NBS), World Bank, Central Bank of Nigeria (CBN), Nigeria Insurers Association, Financial Markets Dealers Quotation (FMDQ) and Trading Economics.

The Centre estimates three scenarios for each risk parameter (LGD, EAD, CCF and PD) – Normal, Upturn and Downturn, which in turn shall be used in the estimation of the multiple scenario ECLs. The 'normal case' represents the most likely outcome and shall be aligned with information used by the Centre for other purposes such as strategic planning and budgeting. The other scenarios represent more optimistic and more pessimistic outcomes. The Centre has identified and documented key drivers of credit risk and credit losses for each portfolio of financial instruments and, using an analysis of historical data, has estimated relationships between macro-economic variables, credit risk and credit losses.

Assessment of significant increase in credit risk (SICR)

At each reporting date, the Centre shall assess whether there has been a significant increase in credit risk for exposures since initial recognition by comparing the risk of default occurring over the remaining expected life from the reporting date and the date of initial recognition. The assessment considers borrower-specific quantitative and qualitative information without consideration of collateral, and the impact of forward-looking macroeconomic factors. The common assessments for SICR on retail and non-retail portfolios include macroeconomic outlook, management judgement, and delinquency and monitoring. Forward looking Macroeconomic factors shall be a key component of the macroeconomic outlook. The importance and relevance of each specific macroeconomic factor depends on the type of product, characteristics of the financial instruments and the borrower and the geographical region.

The Centre shall adopt a multi factor approach in assessing changes in credit risk. This approach considers: Quantitative (primary), Qualitative (secondary) and Back stop indicators which are critical in allocating financial assets into stages.

The quantitative models consider deterioration in the credit rating of obligor/counterparty based on the Centre's internal rating system or External Credit Assessment Institutions (ECAI) while qualitative factors consider information such as expected forbearance, restructuring, exposure classification by licensed credit bureau etc.

A backstop shall be used to ensure that in the (unlikely) event that the primary (quantitative) indicators do not change and there is no trigger from the secondary (qualitative) indicators, an account that has breached the 30 days past due criteria for SICR and 90 days past due criteria for Default shall be transferred to stage 2 and stage 3 respectively except there is a reasonable and supportable evidence available without undue cost to rebut the presumption.

Significant Accounting Policies – (Cont'd)

Definition of Default and Credit Impaired Financial Assets

At each reporting date, the Centre shall assess whether financial assets are credit impaired. A financial asset shall be credit impaired when one or more of the following events have a detrimental impact on the estimated future cash flows of the financial asset:

- Significant financial difficulty of the issuer;
- A breach of contract such as a default or past due event;
- It is becoming probable that the borrower will enter bankruptcy or other financial reorganisation
- The disappearance of an active market for a security because of financial difficulties

A debt that has been renegotiated due to a deterioration in the issuer's condition shall be considered to be credit-impaired unless there is evidence that the risk of not receiving contractual cash flows has reduced significantly and there shall be no other indicators of impairment. In making an assessment of whether an investment in sovereign debts is credit-impaired, the Centre shall consider the following factors.

1. The market's assessment of credit worthiness as reflected in the bond yields
2. The rating agencies' assessments of credit worthiness
3. The country's ability to access the capital markets for new debt issuance
4. The probability of debt being restructured, resulting in holders suffering losses through voluntary or mandatory debt forgiveness
5. The international support mechanisms in place to provide the necessary support as lender of last resort to that country as well as the intention, reflected in public statements of governments and agencies to use those mechanisms. This includes an assessment of the depth of those mechanisms and irrespective of the political intent, whether there is the capacity to fulfil the required Criteria.

Presentation of allowance for ECL in the statement of financial position

Allowances for ECL shall be presented in the statement of financial position as follows:

- Financial assets measured at amortised cost: as a deduction from the gross carrying amount of the assets; and
- Financial assets measured at FVOCI: no loss allowance shall be recognized in the statement of financial position because the carrying amount of these assets shall be their fair value. However, the loss allowance shall be disclosed and recognized in the fair value reserve.

Write-off

The Centre writes off an impaired financial asset (and the related impairment allowance), either partially or in full, when there shall be no realistic prospect of recovery. After a full evaluation of a non-performing exposure, in the event that either one or all of the following conditions apply, such exposure shall be recommended for write-off (either partially or in full):

- Continued contact with the customer is impossible;
 - Recovery cost is expected to be higher than the outstanding debt;
 - Amount obtained from realization of credit collateral security leaves a balance of the debt;
- or

Significant Accounting Policies – (Cont'd)

- It is reasonably determined that no further recovery on the facility is possible.

Derecognition of Intangible Assets

An intangible asset is derecognised on disposal, or when no future economic benefits are expected from use or disposal. Gains or losses arising from derecognition of an intangible asset, measured as the difference between the net disposal proceeds and the carrying amount of the asset, are recognised in profit or loss when the asset is derecognised.

2.9 Statement of Cash flows

The Statement of Cash Flows is prepared using the indirect method. Changes in statement of financial position items that have not resulted in cash flows such as translation differences, fair value changes and other non-cash items, have been eliminated for the purpose of preparing the statement.

2.10 Provision and Contingencies

2.10.1 Provisions

Provisions are recognized when the Centre has a present legal or constructive obligation as a result of past events, that is when it is more likely than not that an outflow of resources will be required to settle the obligation and the amount can be reliably estimated or ascertained as at the reporting date – 31 December, 2025.

2.10.2. Contingent Liabilities

A contingent liability is a possible obligation that arises from past events and whose existence will be confirmed only by the occurrence or non-occurrence of one or more uncertain future events not wholly under the control of the Centre or a present obligation that arises from past event but is not recognized because it is not possible that an outflow of resources embodying economic benefits will be required to settle the obligation or the amount of the obligation cannot be measured with sufficient reliability.

However, contingent liabilities are only disclosed by way of note and not recognized as liabilities in the Statement of Financial Position.

2.10.3. Contingent Assets

Contingent assets are possible assets that arise from past events whose existence will be confirmed only by the occurrence or non-occurrence of one or more uncertain future events not wholly within the control of the entity. Contingent assets are only disclosed when an inflow of economic benefit is probable. Asset is recognized when the realization of income is virtually certain, in which case the related asset is no more contingent.

Significant Accounting Policies – (Cont'd)

2.11 Financial Instruments

The Centre has elected to adopt the International Financial Reporting Standard 9 (IFRS 9) in respect of the recognition, measurement and disclosure of financial instruments.

2.11.1 Financial Assets

Basic financial assets include trade and other receivables, cash and cash equivalents. These assets are initially recognised at transaction price unless the arrangement constitutes a financing transaction, where the transaction is measured at the present value of the future receipts discounted at a market rate of interest. Such assets are subsequently carried at amortised cost using the effective interest rate method.

Financial assets are assessed for indicators of impairment at each statement of financial position date. If there is objective evidence of impairment, an impairment loss is recognised in the statement of income and expenditure. For financial assets carried at amortised cost the impairment loss is the difference between the carrying amount of the asset and the present value of the estimated future cash flows, discounted at the asset's original effective interest rate.

Financial assets are de-recognised when the contractual rights to the cash flows from the asset expire or are settled or substantially all of the risks and rewards of ownership of the asset are transferred to another party.

(i) Recognition and Measurement

Purchases and sales of financial assets are recognized on the trade date, which is the date on which the Centre commits to purchase or sell the asset. Financial assets are initially recognized at fair value plus transaction costs for all financial assets not carried at fair value through profit or loss.

Financial assets are derecognized when the rights to receive cash flows from the investments have expired or have been transferred and the Centre has transferred substantially all risks and rewards of ownership.

Hold-to-collect financial assets and financial assets at fair value through profit or loss are subsequently carried at fair value. Receivables and hold-to-collect investments are carried at amortized cost using the effective interest rate method.

(ii) Classification

The Centre classifies its financial assets in the following categories: financial assets at amortized cost. Management determines the classification of its financial assets at initial recognition. The Centre does not have any financial assets classified as fair value through profit or loss and hold-to-collect as at the reporting date.

Significant Accounting Policies – (Cont'd)

2.11.1.1 Receivables

The Centre initially recognises receivables on the date that they are originated. All other financial assets are recognised initially on the trade date at which the Centre becomes a party to the contractual provisions of the instrument. The Centre derecognises a financial asset when the contractual rights to the cash flows from the asset expire, or it transfers the rights to receive the contractual cash flows on the financial assets in a transaction in which substantially all the risks and rewards of ownership of the financial assets are transferred.

2.11.1.2 Receivables and Other Receivables

Receivables and other receivables, which generally have 30 days terms are recognized and carried at original amount less provision for impairment (if any). They are classified as current assets. Non-current receivables are recognized at fair value. Collectability of receivables is reviewed on an ongoing basis. An estimate for doubtful debts is made when collection of the full amount is no longer probable. Receivables which are known to be uncollectable are written off to the statement of income and expenditure.

2.11.1.3 Cash and Cash Equivalentents

Cash and cash equivalentents include cash at hand and deposit held at banks on local and domiciliary accounts.

2.11.1.4 Impairment of Financial Assets

The Centre assesses at the end of each reporting year whether there is objective evidence that a financial asset is impaired. A financial asset is impaired and impairment losses are incurred only if there is objective evidence of impairment as a result of one or more events that occurred after the initial recognition of the asset (a 'loss event') and that the loss event (or events) has an impact on the estimated future cash flows of the financial asset that can be reliably estimated.

Recognition of impairment provision under IFRS 9 is based on the expected credit loss (ECL) model. The ECL model is applicable to financial assets classified at amortised cost under IFRS 9: Financial instruments. The measurement of ECL reflects an unbiased and probability-weighted amount that is determined by evaluating a range of possible outcomes, time value of money and reasonable and supportable information that is available without undue cost or effort at the reporting date, about past events, current conditions and forecasts of future economic conditions.

The general approach assesses impairment based on changes in credit risk since initial recognition using the past due criterion. Financial assets classified as stage 1 have their ECL measured as a proportion of their lifetime ECL that results from possible default events that can occur within one year, while assets in stage 2 or 3 have their ECL measured on a lifetime basis. Non-trade receivables from related parties have been assessed for impairment under this approach.

Significant Accounting Policies – (Cont'd)

The simplified approach is applied for trade receivables from related parties and third-party customers. The simplified approach requires expected lifetime losses to be recognized from initial recognition of the receivables. This involves determining the expected loss rates using a provision matrix that is based on the Centre's historical default rates observed over the expected life of the receivable and adjusted forward-looking estimates. This is then applied to the gross carrying amount of the receivable to arrive at the loss allowance for the year.

Loss allowances for financial assets measured at amortized cost are deducted from the gross carrying amount of the related financial assets and the amount of the loss is recognized in profit or loss.

The carrying amount of the asset is reduced and the amount of the loss is recognized in the income statement. If a receivable or loan has a variable interest rate, the discount rate for measuring any impairment loss is the current effective interest rate determined under the contract. If, in a subsequent year, the amount of the impairment loss decreases and the decrease can be related objectively to an event occurring after the impairment was recognized (such as an improvement in the receivable's credit rating), the reversal of the previously recognized impairment loss is recognized in the income statement.

2.11.2 Financial Liabilities

Basic financial liabilities include other payables. These liabilities are initially recognized at transaction price unless the arrangement constitutes a financing transaction. Other payables are obligations to pay for goods and services that have been acquired in the ordinary course of business from third parties or suppliers. Payables are classified as current liabilities if payment is due within one year or less. If not, they are presented as non-current liabilities. Payables are recognized initially at transaction price and subsequently measured at amortized cost using the effective interest rate method.

The Centre's holding in financial liabilities is at amortized cost. Financial liabilities are derecognised when extinguished.

2.11.2.1 Liabilities Measured at Amortized Cost

Financial liabilities that are not classified at fair value through profit or loss fall into this category and are measured at amortized cost. Financial liabilities measured at amortized cost are other payables.

2.11.2.2 Other Payables

Other payables are obligations to pay for goods and/or services that have been acquired in the ordinary course of dealing with third party to the Centre prior to the end of the reporting period. These amounts are usually settled on in line with the contractual agreement (if any) or as specified by the third party.

Significant Accounting Policies – (Cont'd)

Accounts payable are classified as current liabilities if payment is due within one year or less (or in the normal operating cycle of the business if longer). If not, they are presented as non-current liabilities. Payables are recognized initially at fair value and subsequently measured at amortized cost using the effective interest rate method.

Financial liabilities are de-recognized when the liability is discharged, cancelled, or expires.

2.11.3 Offsetting Financial Instruments

Financial assets and liabilities are offset and the net amount reported in the statement of financial position, when there is a legally enforceable right to offset the recognized amounts and there is an intention to settle on a net basis or realize the asset and settle the liability simultaneously.

2.12 Employee Benefits

2.12.1 Defined Contribution Plans

The Centre operates a defined contribution based retirement benefit scheme for its staff, in accordance with the Pension Reform Act as amended in 2014 with employees contributing a minimum 8% and employer contributing 10% each of the employee's relevant emoluments. Payments to defined contribution retirement benefit plans are recognized as an expense when employees have rendered the service entitling them to the contributions.

2.12.2 Short-term Employee Benefits

Short-term employee benefits are expensed as the related service is provided. A liability is recognized for the amount expected to be paid as cash bonus if the Centre has a present legal or constructive obligation to pay this amount as salary as a result of past service provided by the employee and the obligation can be estimated reliably as at the financial year ended.

3 NEW STANDARDS AND INTERPRETATIONS

3.1 Standards and Interpretations effective and adopted in current year

For the preparation of these Financial Statements, the following new, revised or amended pronouncements are mandatory for the first time for the financial year beginning on or after 1 January, 2025.

Significant Accounting Policies – (Cont'd)

Amendment to IAS 1, 'Presentation of Financial Statements' and IAS 8, 'Accounting policies, Changes in accounting estimates and errors'

IAS 1 "Presentation of Financial Statements" sets out the overall requirements for Special Purpose and Financial Statements, including how they should be structured, the minimum requirements for their content and overriding concepts such as going concern, the accrual basis of accounting and the current/non-current distinction.

Effective Date

Effective January 1, 2025, earlier application is permitted. The amendments are effective for annual periods beginning on or after January 1, 2025. The amendments are applied retrospectively in accordance with IAS 1.

IAS 8 "Accounting Policies, Changes in Accounting Estimates and Errors" is applied in selecting and applying accounting policies, accounting for changes in estimates and reflecting corrections of prior period errors. The standard requires compliance with any specific IFRS applying to a transaction, event or condition, and provides guidance on developing accounting policies for other items that result in relevant and reliable information. Changes in accounting policies and corrections of errors are generally retrospectively accounted for, whereas changes in accounting estimates are generally accounted for on a prospective basis.

Effective Date

Effective January 1, 2025, earlier application is permitted. The amendments are effective for annual periods beginning on or after January 1, 2025. The amendments are applied retrospectively in accordance with IAS 8.

New and Amended Standards in issue but not yet effective

The Centre has not applied the following new or amended standards that have been issued by the IASB but are not yet effective for the financial year beginning 1 January 2025 (the list does not include information about new or amended requirements that affect interim financial reporting or first-time adopters of IFRS since they are not relevant to IFRS Statements). The Directors anticipate that the new standards and amendments will be adopted in the Centre's Financial Statements when they become effective. The Centre has assessed, where practicable, the potential effect of all these new standards and amendments that will be effective in future periods. Where IFRS and IFRIC interpretations listed below permits, the Centre has elected not to apply early adoption in the preparation of these Financial Statements.

Significant Accounting Policies – (Cont'd)

4.0 Determination of Fair Values

A number of the Centre's accounting policies and disclosure require the determination of fair value, both for financial and non-financial assets and liabilities. Fair values have been determined for measurement and/or disclosure purposes based on the following methods. When applicable, further information about the assumptions made in determining fair values is disclosed in the notes specific to that or liability.

4.1 Receivables and Other Cash Flows Contractual Items

The fair value of other receivables and items with cash flows contractual element is estimated as the present value of the future cash flows, discounted at market rates of interest at the reporting date. For other receivables with a remaining life of less than one year, the notional amount is deemed to reflect the fair value. Fair value which is determined for disclosure purposes is calculated on the present value of future principal and interest cash flows, discounted at market rates of interest at the reporting date.

4.2 Payables and Other Current Liabilities

Payables and other current liabilities with a remaining life of less than one year, the notional amount is deemed to reflect the face value as at the Centre financial year end.

5.0. Financial Risk Management

Financial instrument in the statement of financial position comprises cash and cash equivalents (**note 8**), receivables (**notes 9**) and other payables (**note 13**).

Significant Accounting Policies – (Cont'd)

5.1 Financial Risk Factors

The Centre's activities expose it to a variety of financial risks: market risk (including foreign exchange risk and interest rate risk). The Centre's overall risk management program focuses on the unpredictability of financial markets and seeks to minimize potential adverse effect on its financial and operational performance. Risk management is carried out by the Project Officials.

The Centre's foreign exchange and interest rate risks are continuously monitored by the Host University. The Audit and Risk Compliance Committee of Redeemer's University approves written principles for overall risk management, as well as written policies covering specific areas, such as foreign exchange risk, and interest-rate risk.

5.1.1 Market Risk

Market risk is the potential for adverse changes in the value of a trading or an investment portfolio due to changes in market risk variables such as interest rates, and foreign exchange rates.

5.1.1.1 Foreign Exchange Risk

Foreign exchange risk arises when future commercial transactions and recorded assets and liabilities are denominated in a currency that is not the Centre's functional currency e.g. foreign denominated grants, purchases and sales transactions. The Centre manages its foreign exchange risk by revising cost estimates of orders based on exchange rate fluctuations. The table below shows the impact on ACEGID's reserves if the exchange rate between the following currency on the Nigerian Naira had increased or decreased by 10%, with all other variables held constant.

ACEGID	2025	2025	2024	2024
	Increase	Decrease	Increase	Decrease
Increase or decrease in rate				
Impact on income and expenditure:				
US Dollar 10% (2024:10%)	1,543,504,076	(1,543,504,076)	1,267,767,473	(1,267,767,473)
Euro 10% (2024:10%)	33,301,254	(33,301,254)	27,514,990	(27,514,990)
Pound 10% (2024:10%)	95,185,732	(95,185,732)	2,627,223	(2,627,223)
	1,671,991,063	(1,671,991,063)	1,297,909,686	(1,297,909,686)
Impact on equity:				
US Dollar 10% (2024:10%)	1,543,504,076	(1,543,504,076)	1,267,767,473	(1,267,767,473)
Euro 10% (2024:10%)	33,301,254	(33,301,254)	27,514,990	(27,514,990)
Pound 10% (2024:10%)	95,185,732	(95,185,732)	2,627,223	(2,627,223)
	1,671,991,063	(1,671,991,063)	1,297,909,686	(1,297,909,686)

Significant Accounting Policies – (Cont'd)

5.1.1.2 Interest Rate Risk

The Centre holds short term, highly liquid bank deposits at fixed and variable interest rates. No limits are placed on the ratio of variable rate borrowing to fixed rate borrowing if the Centre needs such facilities. The Centre does not have or hold any investments in quoted corporate bonds that are of a fixed rate and carried at fair value through profit or loss. Therefore, the Centre is not exposed to fair value interest rate risk as at the reporting date.

5.1.1.3 Other Price Risk

There are no financial instruments exposed to other price risk from the Centre transactions.

5.1.1.4 Credit Risk

Credit risk arises from cash and cash equivalents and deposits with banks as well as other receivables. The Centre has no significant concentrations of credit risk. It has policies in place to guide against unnecessary credit risk. Receivables attributable to different projects are short term fund transfers for on-going research-based activities awaiting grant from the donors. Therefore, receivables redeemed within a short-term (30 days) are not considered to be impaired, and are carried at their reported recoverable value.

Credit Quality of Financial Assets

The credit quality of financial assets that are neither past due nor impaired can be assessed by reference to external credit ratings (if available) or to historical information about counterparty default rates.

5.1.1.5 Liquidity Risk

Prudent liquidity risk management implies maintaining sufficient cash and bank deposit with the banks, the availability of funding through an adequate amount committed from the various donors to the Centre for different research related activities conducted during the period under review. Due to the dynamic nature of the Centre expenditures profile, the Project Accountant maintains flexibility in funding by being committed to on-going research related and training activities from time to time. Management monitors rolling forecasts of the Centre's liquidity reserve comprising cash and cash equivalents on the basis of expected cash flow. Surplus cash held by the Centre over and above balance required for working capital management are invested in interest bearing current accounts and short-term deposits, choosing instruments with appropriate maturities or sufficient liquidity to provide sufficient headroom. At the reporting date the Centre held cash and cash equivalents of **₦12.750 billion (As at 31 December 2024: ₦12.124 billion).**

5.1.1.6 Operational Risk

Operational risk is the risk relating to direct or indirect losses arising from a wide variety of items associated with Centre's processes, personnel, technology and infrastructure from external factors outside liquidity risks arising from legal and regulatory requirements and generally accepted standards of the corporate behavior.

AFRICAN CENTRE OF EXCELLENCE FOR GENOMICS OF INFECTIOUS DISEASES (ACEGID)
 Financial Statements for the Year Ended 31 December, 2025

Notes to the Financial Statements

6 PROPERTY, PLANT AND EQUIPMENT

	BUILDING IMPROVEMENTS =N=	LABORATORY EQUIPMENT =N=	PLANT AND MACHINERY =N=	MOTOR VEHICLE =N=	FURNITURE & FITTINGS =N=	IT EQUIPMENT =N=	OFFICE EQUIPMENT =N=	CAPITAL W.I.P =N=	TOTAL =N=
COST									
At 1 January, 2025	17,656,621	2,902,804,535	199,634,545	330,784,732	202,894,983	212,281,611	195,504,029	9,817,065,663	13,878,626,719
Additions	-	426,395,909	13,103,700	-	56,752,824	873,655,196	13,706,794	333,205,622	1,716,820,045
At 31 December, 2025	17,656,621	3,329,200,444	212,738,245	330,784,732	259,647,807	1,085,936,807	209,210,823	10,150,271,285	15,595,446,764
DEPRECIATION									
At 1 January, 2025	15,900,089	1,316,480,003	65,999,095	196,467,528	95,490,180	69,780,239	51,303,624	-	1,811,420,758
Charge for the year	1,743,553	361,928,452	27,814,448	59,406,480	28,149,000	78,401,446	23,956,699	-	581,400,079
At 31 December, 2025	17,643,642	1,678,408,455	93,813,543	255,874,008	123,639,180	148,181,685	75,260,323	-	2,392,820,837
NET BOOK VALUE									
At 31 December, 2025	12,979	1,650,791,990	118,924,702	74,910,724	136,008,626	937,755,122	133,950,500	10,150,271,285	13,202,625,927
At 31 December, 2024	1,756,531	1,586,324,532	133,635,451	134,317,205	107,404,804	142,501,372	144,200,405	9,817,065,663	12,067,205,961

Capital work-in-progress represents the accumulated costs incurred on the Centre's New Ultra Modern Research Laboratory Building under construction within the host university site. The total sum of N10.1b had been incurred by the Project Officials as at 31 December, 2025.

AFRICAN CENTRE OF EXCELLENCE FOR GENOMICS OF INFECTIOUS DISEASES (ACEGID)
Financial Statements for the Year Ended 31 December, 2025

Notes to the Financial Statements - (Cont'd)

	2025	2024
	=N=	=N=
7 INTANGIBLE ASSET		
Cost:		
At 1 January,	54,260,654	54,260,654
Additions during the year	-	-
At 31 December,	<u>54,260,654</u>	<u>54,260,654</u>
Amortisation		
At 1 January,	54,218,780	40,443,088
Charge for the year	41,872	13,775,692
At 31 December,	<u>54,260,654</u>	<u>54,218,780</u>
Carrying Amount		
At 31 December,	<u>-</u>	<u>41,874</u>
8 CASH AND CASH EQUIVALENTS		
Access Bank Current Account-NGN (World Bank)	108,027,303	10,534,762
Access Bank Current Account-Dom (World Bank)	835,589,972	906,547,727
	<u>943,617,275</u>	<u>917,082,489</u>
Access Bank H3 Africa Current Account-NGN	115,778,012	144,318,307
Access Bank H3 Africa Account-Dom	820,802,172	703,838,472
	<u>936,580,184</u>	<u>848,156,779</u>
Access Bank WB-ACEGID IMPACT Current Account - NGN	-	4,455,278
Access Bank WB-ACEGID IMPACT Current Account - Dom	-	252,944
	<u>-</u>	<u>4,708,222</u>
Access Bank FAST GRANTS Current Account - NGN	948	948
Access Bank FAST GRANTS Domiciliary Account	-	3,124,878
	<u>948</u>	<u>3,125,826</u>
Access Bank JWARG Current Account	82,658	82,658
Access Bank JWARG Account-Dom	24,153,101	136,036,355
	<u>24,235,759</u>	<u>136,119,013</u>
Access Bank WB-BBSRC Domiciliary Account	287,504	284,817
Access Bank WB-BBSRC Current Account	270,540	270,540
	<u>558,044</u>	<u>555,357</u>
Access Bank WB-ACEGID Domiciliary Account (ESCROW)	-	37,927,027
Access Bank WB-ACEGID Current Account (ESCROW)	135,036	135,036
	<u>135,036</u>	<u>38,062,063</u>
Access Bank CEPI Domiciliary Account	-	215,113
Access Bank CEPI-BIOSTANDARD Current Account	-	1,725
Access Bank CEPI-EPIDEMIOLOGY Domiciliary Account	-	838,390
Access Bank CEPI-EPIDEMIOLOGY Current Account	-	404,916
	<u>-</u>	<u>1,460,144</u>
Access Bank WELLCOME Domiciliary Account	1,784,578	1,770,803
Access Bank WELLCOME Current Account	769,064	14,981,213
	<u>2,553,642</u>	<u>16,752,016</u>
Access Bank ROCKEFELLER-UG Domiciliary Account	-	1,159,057
Access Bank ROCKEFELLER-UG Current Account	6,607,074	6,612,081
	<u>6,607,074</u>	<u>7,771,138</u>
Access Bank PHA4GE GRANTS Domiciliary Account	-	671,057
Access Bank PHA4GE GRANTS Current Account	-	167,150
	<u>-</u>	<u>838,207</u>

AFRICAN CENTRE OF EXCELLENCE FOR GENOMICS OF INFECTIOUS DISEASES (ACEGID)
Financial Statements for the Year Ended 31 December, 2025.

Notes to the Financial Statements - (Cont'd)

	2025	2024
	=N=	=N=
Access Bank EID032 Domiciliary Account	383,266,061	596,281,261
Access Bank EID032 Current Account	28,049,935	11,452,309
	<u>411,315,996</u>	<u>607,733,570</u>
Access Bank AUDACIOUS-SENTINEL Domiciliary Account	1,052,180,451	4,173,895,604
Access Bank AUDACIOUS-SENTINEL Current Account	746,634,553	262,523,076
	<u>1,798,815,004</u>	<u>4,436,418,680</u>
Access Bank SICA Domiciliary Account	31,614,314	104,586,004
Access Bank SICA Current Account	5,502,710	5,502,710
	<u>37,117,024</u>	<u>110,088,714</u>
Access Bank CAMBRIDGE Domiciliary Account	10,155,123	10,058,745
Access Bank Africa CDC/ASLM Domiciliary Account	-	47,690,573
Access Bank WARN-ID Domiciliary Account	698,145,657	515,223,753
Access Bank Africa CAMRA DSI Domiciliary Account	1,576,317,554	1,296,382,939
Access Bank Africa CAMRA DSI Current Account	34,400,136	44,905,305
Access Bank Africa GIZ Current Account	785,898	4,924,753
Access Bank BMGF Domiciliary Account	216,403,594	429,407,867
Access Bank AAS Domiciliary Account	-	389,096
Access Bank NIH Account-Domiciliary Account	88,189,622	154,566,840
Access Bank KRISP ROCKEFELLER Domiciliary Account	489,565,004	502,855,235
Access Bank GIZ Domiciliary Account	84,314	79,314
Access Bank GPAZDS Domiciliary Account	139,493,508	127,140,817
Access Bank GPAZDS Current Account	155,928	369,332
Access Bank NACA Current Account	609,470	163,192,559
Access Bank NACA Domiciliary Account	242,634,334	370,505,653
Access Bank WB- Domiciliary Account	662,015,814	360,707,271
Access Bank SENZOR Current Account	65,591,521	98,386,914
Access Bank AREF Domiciliary Account	36,813,952	9,357,107
Access Bank HSDF Domiciliary Account	37,934,252	132,205,554
Access Bank SAMVAC Domiciliary Account	57,495,138	116,829,333
Access Africa CDC/ASLM Current A/c	-	1,032,520
Access ACEGID WARN-ID Current A/c	15,447,427	4,196,808
Access ACEGID BMGF Current A/c	143,628	6,671,511
Access ACEGID AREF Current A/c	668,167	668,167
Access ACEGID HSDF Current A/c	2,939,242	14,549,478
Zenith ACEGID Conference.Current A/c	6,535,636	6,535,700
Access WB-IGR (Euro) A/c	260,191,372	273,173,165
Access WB-IGR (Pound) A/c	83,927,040	4,812,069
UBA CEPI EPIDEMIOLOGY (USD) A/c	130,767,744	146,714,014
Zenith ACEGID Conference.Dom A/c	2,344,784	2,508,248
Access Bank USDA Domiciliary Account	337,670,046	170,032,171
Access Bank SENZOR Domiciliary Account	58,536,224	2,050,994
Access Bank CAMBRIDGE Current Account	1,614,970	1,614,970
Access Bank AvH. Current Account	12,776,399	12,776,399
Access Bank USDA ARS Current A/c	8,133,841	-
Access ACEGID World Bank S.A. Current A/c	1,029,610	-
Access ACEGID ICEMR Current A/c	21,133,137	-
Access Bank Cafeteria Current Account	7,758,091	-
Access ACEGID ROCHE Current A/c	829,368	-
Access Bank Cafeteria Domiciliary Account	317,580	-
Access Bank Guest Rooms Current Account	13,558,903	-
Access Fixed Deposit - EID032	1,000,000,000	-
Access Bank Guest Rooms Domiciliary Account	26,578,963	-
Access Bank ICEMR Domiciliary Account	55,307,558	-
Access Bank ROCHE Domiciliary Account	2,109,207,776	-
Access ACEGID APTI Dom A/c	73,455,631	-
Access Bank IGH RUNNING Domiciliary Account	433,477	-
	<u>8,588,097,433</u>	<u>5,032,515,178</u>
	<u>(51,320,285)</u>	<u>(36,484,162)</u>
Provision for impairment	<u>12,698,313,133</u>	<u>12,124,903,236</u>

8.1 IMPAIRMENTS

As at 1 January,	36,484,162	-
Charge of impairments	14,836,123	36,484,162
As at 31 December,	<u>51,320,285</u>	<u>36,484,162</u>

The Centre opened a designated bank account for each of the project under sponsorship to ease reporting and tracking of grants received for such purpose. The Centre complied with the conditions of the grants, which specify that certain percentage of the project funds is spent on partnership activities as entailed in the partnership action plan and budget.

	2025 (12 Months)	2024 (12 Months)
	=N=	=N=
9 RECEIVABLES		
Receivables from Redeemer's University - RUN	28,293,229	28,293,229
Receivables from other donors (Note 9.2)	291,228,203	682,016,669
	<u>319,521,433</u>	<u>710,309,898</u>
Impairments (Note 9.1)	(6,666,481)	(5,429,220)
	<u>312,854,952</u>	<u>704,880,679</u>

AFRICAN CENTRE OF EXCELLENCE FOR GENOMICS OF INFECTIOUS DISEASES (ACEGID)
Financial Statements for the Year Ended 31 December, 2025

Notes to the Financial Statements - (Cont'd)

	2025	2024
	=N=	=N=
9.1 IMPAIRMENTS		
As at 1 January,	5,429,220	3,298,290
Charge of impairments	1,237,261	2,130,930
As at 31 December,	<u>6,666,481</u>	<u>5,429,220</u>
Receivables from Redeemers University include tuition fees from the students being trained by the Centre to date. Payments were made directly to the University's bank account by the students.		
* Receivables from donors represent amount due to other projects from ACE-IMPACT and inter-project receivables.		
9.2 RECEIVABLE FROM OTHER DONORS		
Audacious - Sentinel Audacious Project T	-	76,549,397
H3Africa- Human Heredity and Health in Africa	-	7,400,395
ACEGID	40,000	553,439,919
CEPI- Coalition for Epidemic Preparedness Innovation	-	1,952,639
EID032 - Project on Transmission of Lassa Virus Infection in Southern Nigeria	243,000,000	480,000
WARN ID - West African Research Network for Infectious Diseases	747,500	-
NACA - National Agency for the Control of Aids	-	800,000
GIZ - German Agency for International Co-operation	5,000,000	9,138,842
ICEMR	-	858,000
SENZOR	2,832,000	776,000
BMGF - Bill and Melinda Gates Foundation	350,000	324,000
ROCHE	4,500,000	-
MADZIP	19,608,373	-
CAMRA DSI	14,626,415	-
WELLCOME TRUST	-	-
KRISP ROCKEFELLER	523,915	-
Africa CDC/ASLM - Africa Centres for Disease Control/African Society for Laboratory Medicine	-	30,297,477
	<u>291,228,203</u>	<u>682,016,669</u>
10 OTHER RECEIVABLES		
Cash advance	60,403,281	55,930,972
Impairments (10.1)	(1,254,069)	(1,203,522)
	<u>59,149,212</u>	<u>54,727,450</u>
10.1 IMPAIRMENTS		
As at 1 January,	1,203,522	1,035,729
Charged during the year	50,547	167,793
	<u>1,254,069</u>	<u>1,203,522</u>
11 PREPAYMENT		
Current - Rent	=N=	=N=
Non-Current - Rent	6,300,000	8,100,000
	<u>-</u>	<u>-</u>
The prepayment relates to advance payment for accommodation of researcher in Abakaliki Centre. The amount stated is for the remaining period - rent (42 months).		
12 ACCUMULATED FUND		
As at 1 January	=N=	=N=
Surplus for the year	23,434,180,103	17,090,262,078
As at 31 December	<u>1,600,317,927</u>	<u>6,343,918,025</u>
	<u>25,034,498,030</u>	<u>23,434,180,103</u>
13 CURRENT PAYABLES		
Other Payables (Note 13.2)	952,666,992	842,124,929
Payable to Donors (Note 13.1)	291,828,202	682,016,667
Audit fees Payable	250,000	1,537,500
	<u>1,244,745,194</u>	<u>1,525,679,096</u>
13.1 PAYABLES TO DONORS		
The Wellcome Trust Limited	243,000,000	228,788,000
AUDACIOUS - SENTINEL	8,906,204	20,077,808
EID032 - Project on Transmission of Lassa Virus Infection in Southern Nigeria	16,705,261	76,549,397
H3Africa- Human Heredity and Health in Africa	6,861,415	343,727,661
Others - ACEGID	15,755,322	12,873,801
GUEST ROOMS	600,000	-
	<u>291,828,202</u>	<u>682,016,667</u>

* Payables to donors represent amounts incurred on projects being carried on behalf of ACEGID for the year under review.

AFRICAN CENTRE OF EXCELLENCE FOR GENOMICS OF INFECTIOUS DISEASES (ACEGID)
Financial Statements for the Year Ended 31 December, 2025

Notes to the Financial Statements - (Cont'd)

	2025	2024
13.2 OTHER PAYABLES	=N=	=N=
HTDS International	88,031,915	88,031,923
Promolab Pty Limited	356,098,588	356,098,588
Klyn Construction Limited	1,984,883	1,984,883
Build Health International	20,158,036	20,158,036
ESTEEM Technical Company Limited	452,100	344,100
VITA Construction Limited	30,046,975	75,434,953
VACC Technical Limited	109,039,201	179,307,613
Broadplaces Engineering Company Limited	33,739,405	7,262,530
Afrisec Distribution Company	249,664	249,664
Tom Saater	1,140,000	1,140,000
Bluesafe Handlers	200,000	200,000
Alliance Global FZ- LLC	26,463,420	110,939,470
Rabtech Cools	280,625	280,625
Provicon Resources Limited	6,596,700	-
G-System Limited	119,157,500	-
Inqaba Biotec West Africa	147,773,768	-
Bluechip Technologies Limited	11,247,533	-
POS	6,679	6,679
Staff HMO	-	16,500
Staff Rent	-	40,500
Staff Co-operative	-	628,863
	<u>952,666,992</u>	<u>842,124,929</u>

* Other payables represent payables to third parties that had rendered services to ACEGID during the financial year

	2025	2024
14 RESEARCH GRANTS	=N=	=N=
Grant from World Bank	976,731,229	2,018,890,100
Grant from Audacious-Sentinel	2,275,075,508	5,201,124,256
Grant from HSDF	124,425,812	9,412,757
Grant from WARN-ID	338,921,569	205,345,034
Grant from Wellcome Trust	-	139,061,727
Grant from EID032 PROJECT	1,355,113,207	134,928,973
Grant from CEPI	-	275,283,143
Grant from CDC/ASLM	-	56,887,425
Grant from USDA ARS	377,093,165	239,401,440
Grant from CAMRA DSI	1,892,002,662	1,911,057,260
Grant from BMGF	-	257,207,757
Grant from NACA	-	594,336,998
Grant from SENZOR	78,589,960	286,661,358
Grant from AvH. - ACEGID	-	8,917,515
Grant from AREF	20,849,033	-
Grant from SICA	130,195,907	49,014,315
Grant from KRISP ROCKEFELLER	212,166,187	-
Grant from H3 Africa	484,124,376	-
Grant from ICEMR	117,730,335	-
Grant from World Bank S.A	365,286,515	-
Grant from ROCHE	2,928,586,562	-
Grant from APTI	131,202,893	-
Grant from GPAZDS	114,464,559	113,678,028
	<u>11,922,559,480</u>	<u>11,501,208,087</u>

The Centre complied with the conditions as specified in the award letter by the Sponsors for the grants. This was based on the specific responsibility for ensuring that a certain percentage of the project funds is spent on partnership activities as agreed in the partnership action plan and budget.

Notes to the Financial Statements - (Cont'd)

14.1 World Bank Project - Results based funding

During the financial year under review, the Centre received the fund of **N976,731,229** from World Bank (**2024: N2,018,890,100**) for research and academic related activities on genomics of infectious diseases in Africa continent. The Centre is expected to meet the following conditions before accessing the fund.

- i To meet set goals and milestones as detailed out in the award letter;
- ii Submission of measurable outcomes, which are verified by independent verifiers appointed by the funders;
- iii Results achieved as reported by the verifier;
- iv Expenses incurred through the involvement of participating partners on the project and subaward expense; and
- v The indicators measured include research outcome, number of students trained, submission of account report, internship, and other operating expenses such as personnel costs, laboratory consumables and others.

14.2 CEPI - Consortium for lassa fever Epidemiology and Clinical Trial

During the year under review, the total fund received from the donor during the year was NIL (**2024: N275,283,142.68 (\$236,327)**). This fund was made available by the donor to evaluate the new Lassa Fever based on the budget submitted and approved by the donor.

14.3 SOUTH AFRICAN mRNA vaccine consortium (SAMVAC)

This project has a focus on the genomic surveillance for mRNA hub in Africa. Total grant received during the year was NIL (**2024: NIL**)

14.4 The ELMA Relief Foundation (Audacious Sentinel)

During the year under review, the total fund received from the donor during the year was **N2,275,075,508 (2024:N5,201,124,256.25 (\$236,327))**. The amount disbursed was based on the budget submitted and approved by the funder as conditions for accessing the fund. The funding is to be used for research activities on pandemic and early detection of diseases/viruses for a duration of 6 years (2020 to 2025).

14.5 USDA ARS

This project has a focus on the characterization of emerging zoonotic threats in Nigeria. Total grant received during the year was **N377,093,165 (2024: N239,401,440.29 (\$156,533))**

14.6 SENZOR

This project has a focus on the social-ecological network approach to understanding zoonotic outbreak risk. Total grant received during the year was **N78,589,960 (2024: N286,661,358 (Euro 171,400))**

14.7 HEALTH STRATEGY AND DELIVERY FOUNDATION (HSDF)

This project has a focus on strengthening Nigeria's Surveillance System for Malaria Elimination. The project aims to enhance Nigeria's capacity to detect, monitor, and respond to malaria cases by improving diagnostic systems, strengthening laboratory and genomic surveillance, and building local expertise. Its overall goal is to support the country's transition from malaria control to malaria elimination through reliable data, efficient reporting systems, and timely public health interventions. Total grant received during the year was **\$86,034 (2024: \$281,531.05)**

14.8 AFRICA RESEARCH EXCELLENCE FUND (AREF)

This project focuses on capacity building in genomics and field epidemiology of yellow fever and dengue. The project seeks to strengthen regional capacity to detect, investigate, and respond to yellow fever and dengue outbreaks. It focuses on training scientists and public health professionals in advanced genomics, molecular diagnostics, and field epidemiology, enabling timely identification of viral strains, improved surveillance, and evidence-based outbreak control measures. Total grant received during the year was **\$14,178 (2024: \$9,988)**

14.9 WORLD BANK SOUTH AFRICA

The Centre of Excellence in Reproductive Health Innovation (CERHI) collaborates with the African Centre of Excellence for Genomics of Infectious Diseases (ACEGID) primarily on joint research, training, and capacity-building initiatives that leverage the expertise and facilities of both centers. Total grant received during the year was **\$228,558.20 (2024: \$270,167.09)**

AFRICAN CENTRE OF EXCELLENCE FOR GENOMICS OF INFECTIOUS DISEASES (ACEGID)

Notes to the Financial Statements - (Cont'd)

- 14.10 Africa Society of Laboratory Medicine (ASLM)**
During the year under review, no fund was released by the donor (2024: N56,887,425 (\$65,800)). This is fund made available by the donor for research activities on genomics and environmental determinants of common diseases in Africa based on the budget submitted and approved by the donor.
- 14.11 The African Academy of Sciences**
During the year under review, no fund was released by the donor (2024: NIL) This is fund made available by the donor for Covid-19 research and development goals for Africa based on the budget submitted and approved by the donor.
- 14.12 CAMRA DSI**
During the year under review, the sum of N1,892,002,662 (2024: 1,911,057,260 (\$1,243,005)) was released by the donor. This is fund made available by the donor for combating antimicrobial resistance in Africa using data science based on the budget submitted and approved by the donor.
- 14.13 WARN-ID - West African Research Network for Infectious Diseases (WARN-ID)**
During the year under review, the sum of N338,921,569 was released by the donor (2024: N205,345,033.95 (\$154,365.05)). This is fund made available by the donor for combating emerging infectious diseases based on the budget submitted and approved by the donor.
- 14.14 BMGF - Bill and Melinda Gates Foundation**
During the year under review, no fund was released by the donor (2024: N257,207,756.79 (\$158,071)). This is fund made available by the donor for combating emerging infectious diseases based on the budget submitted and approved by the donor.
- 14.15 Global Partnership for Animals and Zoonotic Disease Surveillance-GPAZDS**
The project is an international consortium of sites conducting research and surveillance on various animal diseases with zoonotic potentials. The project in ACEGID is led by Dr. Anise Happi and the focus is on African Swine fever and Japanese Encephalitis. The project is for 5 years and is funded by the US Department of Agriculture (USDA), Total grant received during the year was N114,464,559 (2024: N113,678,027.51 (\$72,910)).
- 14.16 GERMAN AGENCY FOR INTERNATIONAL COOPERATION(DEUTSCHE GESELLSCHAFT FUR INTERNATIONALE ZUSAMMENARBEIT) - GIZ**
This project is funded by the German Cooperation Ministry and is a collaboration between ACEGID, the University of Wageningen, Netherlands, and the International Livestock Institute in Kenya. The project aims to understand microbial threats associated with bushmeat trade and consumption in Nigeria and Kenya. This is a 2 - year project led by Dr. Anise Happi in ACEGID as the Principal Investigator. Total grant received during the year was NIL (2024: NIL).
- 14.17 Seroepidemiological Insight into Covid-19 Transmission in Africa -SICA**
This project is investigating the Seroepidemiological Insight into Covid-19 Transmission in Africa (SICA). The project is a collaboration between the University of Florida, the Institut National de Recherche Biomedical (INRB), DRC, and ACEGID, Redeemer's University, Nigeria. Prof. Christian Happi is the Principal Investigator, and the project is for an initial 2 years (2021-2023) and is scalable. Total grant received during the year was N130,195,907 (2024: N49,014,314.68 (\$31,325.49)).
- 14.18 Alexander von Humbolt Foundation -AvH**
This project funded by the Alexander von Humbolt foundation in Germany is focusing on investigating the different types of arboviruses that are circulating in wild animals in Nigeria. This is a 5 - year (2022-2027) research project and in collaboration with the University of Ibadan. The PI, Dr. Anise Happi and is supported by Christian Happi as the key investigator. Total grant received during the year was NIL (2024: N8,917,515).
- 14.19 KZN RESEARCH INNOVATION AND SEQUENCING PLATFORM - KRISP-ROCKFELLER**
This project is funded by the Rockefeller Foundation and has a focus on the genomics investigation of Covid-19 and other pathogens and Capacity Building in Africa. This is a collaboration between KRIPS at the University of Kwazulu Natal and ACEGID at Redeemer's University. The project is for two years (2021-2023). Christian Happi is the PI of the project. Total grant received during the year was N212,166,187 (2024:NIL).
- 14.20 INTERNATIONAL CENTER OF EXCELLENCE FOR MALARIA RESEARCH (ICEMR)**
The Institute of Genomics and Global Health (IGH), is to conduct multidisciplinary research on malaria epidemiology and transmission to provide evidence-based strategies for control and elimination efforts in West and Central Africa. Total grant received during the year was \$73,346.75 (2024: NIL).
- 14.21 KWAZULU-NATAL RESEARCH INNOVATION AND SEQUENCING PLATFORM (KRISP)**
The project is focused on accelerating genomics surveillance for COVID-19 response in Africa. Kwazulu-Natal Research Innovation and Sequencing Platform (KRISP), a major genomics center in South Africa heavily supported by The Rockefeller Foundation, focusing on infectious diseases and genomic surveillance. Total grant received during the year was NIL (2024: \$1,450,000).
- 14.22 AFRICAN POSTDOCTORAL TRAINING INITIATIVE (APTI)**
African Postdoctoral Training Initiative (APTI), launched in 2018 through a partnership between the African Academy of Sciences (AAS), the Gates Foundation, and the U.S. National Institutes of Health (NIH), continues to make significant strides in strengthening research capacity across sub-Saharan Africa. The initiative aims to develop the next generation of African scientific leaders by embedding postdoctoral research and career development within African institutions. The project is led by Dr. Ugwu Chinedu in IGH as the Principal Investigator. Total grant received during the year was N131,202,893 (2024: NIL).
- 14.23 ROCHE**
Roche is collaborating with the Institute of Genomics and Global Health (IGH) to accelerate genomic research in Africa, build local capacity, and improve access to diagnostics for infectious diseases. Total grant received during the year was \$1,981,827.79 (2024: NIL).

AFRICAN CENTRE OF EXCELLENCE FOR GENOMICS OF INFECTIOUS DISEASES (ACEGID)

Notes to the Financial Statements - (Cont'd)

	2025	2024
15 INTEREST INCOME	=N=	=N=
Interest on bank accounts	<u>52,020,737</u>	<u>53,472,206</u>
16 EXCHANGE GAIN		
*Exchange gain (Unrealized)	<u>290,701,246</u>	<u>5,215,557,829</u>
	<u>290,701,246</u>	<u>5,215,557,829</u>
* Unrealised exchange gains have arisen from the translation of foreign currency denominated bank balances at each reporting date.		
	2025	2024
	=N=	=N=
17 OTHER INCOME	17,415,100	293,269,566
Donations received (Build Health International)	108,613,614	605,178,651
Sequencing Fees	1,300,000	9,320,758
IGR- Registration Fees	177,252,290	264,325,106
IGR - Facilities and Administrative fees	-	1,014,000
IGR- IGH Accommodation	-	31,670,600
ACEGID Tuition Fees	37,798,649	-
Bench Fees	96,427,852	-
Other Research Income	28,957,404	-
ACEGID - Cafeteria	40,869,801	-
ACEGID - Guest Rooms	-	1,250,003
Proceeds from sales of scrap items	<u>508,634,710</u>	<u>1,206,028,684</u>
18 IMPAIRMENTS	1,237,261	2,130,930
Receivables	50,547	167,793
Other receivables	14,836,123	36,484,162
Cash and cash equivalents	<u>16,123,931</u>	<u>38,782,885</u>

Notes to the Financial Statements - (Cont'd)

19 INFORMATION ON EMPLOYEES EMOLUMENTS

The number of employees in receipt of emoluments, excluding allowances, within the following range were:

N	Up to N	2025	2024
		Number	Number
100,001	500,000	1	1
500,001	1,000,000	1	1
1,000,001	2,000,000	2	2
2,000,001	3,000,000	1	1
		<u>5</u>	<u>5</u>

The Centre maintained 5 members of staff on full employment with conditions of engagement as detailed out in their letters of appointment.

In addition, the Centre makes use of contract staff to meet its employee requirements, which are renewable based on project demands.

The sum of N25m (2024: N89m) was incurred as salaries and wages for the reporting year by the Centre as employees remuneration to both regular and contract staff respectively.

The components of the Salaries and Wages for the year ended are as follows:

	2025	2024
ACEGID	=N=	=N=
Students	1,379,817	5,000,000
H3Africa		
Investigators	89,132,339	83,893,325
Investigators	-	139,590,000
CPEI BIO STANDARD		
Investigators	-	62,329,783
CEPI EPIDEMIOLOGY		
Investigators	-	96,127,545
AUDACIOUS		
Investigators & Contract Staff	1,924,625,219	1,492,689,490
FAST GRANTS		
Investigators	3,066,343	-
AvH		
Students	-	2,070,000
JWARG		
Investigators	109,375,748	106,372,498
NACA		
Investigators	85,164,177	123,366,799
Students	-	1,200,000
Contract Staff	-	3,500,000
ASLM		
Investigators	41,553,510	55,839,918
GPAZDS		
Investigators	75,829,286	70,771,424
EID032 PROJECT		
Investigators	711,136,417	802,039,312
CAMRA		
Investigators	86,434,422	79,996,635
AAS		
Investigators	-	22,885,600
BMGF		
Investigators	100,290,198	97,589,448
Students	4,200,000	2,750,000
KRISP		
Investigators	151,933,227	147,677,446
Students	-	51,949,805
SICA		
Investigators	69,976,765	71,040,474
Students	-	1,750,000
HSDF		
Investigators	113,410,909	78,447,488
Contract Staff	6,240,000	4,770,377
WARN-ID		
Investigators	52,229,001	178,887,515
SENZOR		
Students	17,108,667	13,997,634
Contract Staff	-	2,100,000
SAMVAC		
Investigators	54,733,485	53,230,608
ICEMR		
Investigators	880,000	-
APTI		
Investigators	4,684,768	-
USDA ARS		
Investigators	134,107,139	124,327,952
Students	2,600,000	-
	<u>3,840,071,437</u>	<u>3,476,191,075</u>

Notes to the Financial Statements - (Cont'd)

20 CLASSIFICATION OF FINANCIAL INSTRUMENT - IFRS - 9

The following table and the accompanying notes below explain the classification, measurement and disclosure under IFRS 9 for each class of the Centre's financial assets and financial liabilities as at 31 December, 2025.

	Notes	IFRS 9 Classification	Carrying amount as at 31 December, 2025 =N=	Impairment for the year =N=	Balance as at 31 December, 2025 =N=
Financial Assets					
Receivables	9	Amortized cost	312,854,952	-	312,854,952
Other receivables	10	Amortized cost	59,149,212	-	59,149,212
Cash and cash equivalents	8	Amortized cost	12,698,313,133	-	12,698,313,133
Total financial assets			13,070,317,298		13,070,317,298
Financial liabilities					
Accrual		Amortized cost	291,828,202	-	291,828,202
Total financial liabilities			291,828,202		291,828,202

The corresponding amounts for the year ended 31 December, 2024 are as stated below:

	Notes	IFRS 9 Classification	Carrying amount as at 31 December, 2024 =N=	Impairment for the year =N=	Balance as at 31 December, 2024 =N=
Financial Assets					
Receivables	9	Amortized cost	704,880,679	-	704,880,679
Other receivables	10	Amortized cost	54,727,450	-	54,727,450
Cash and cash equivalents	8	Amortized cost	12,124,903,236	-	12,124,903,236
Total financial assets			12,884,511,365		12,884,511,365
Financial liabilities					
Accrual	13	Amortized cost	1,525,679,096	-	1,525,679,096
Total financial liabilities			1,525,679,096		1,525,679,096

21 FINANCIAL COMMITMENT

The financial commitment to the Centre is limited to the grant received from donors as indicated in these Financial Statements for different research related activities. However, the Centre's officials are of the opinion that, the Centre has sufficient financial resources towards the completion of the New Ultra Modern Laboratory Building which is in the final stage of completion as at year ended 31 December, 2025.

22 EVENTS AFTER REPORTING DATE

No events or transactions have occurred since the statement of financial position date, which would have a material impact on the Financial Statements at that date or which need to be disclosed in these Financial Statements in order not to make them misleading as to the financial position or result of operations at the statement of financial position date.

23 CONTINGENT LIABILITY

There were no contingent liabilities against the Centre in respect of the researcher and teaching activities as at 31 December, 2025 (31 December, 2024: Nil).

24 FINANCIAL STATEMENTS

These Financial Statements have been prepared exclusively for the grants provided by the World Bank for the prevention and eradication of Infectious diseases such as malaria, lassa fever etc. The grant was approved on April 1, 2015 for an initial period of five years ended on March 31, 2020. Subsequently, a new grant, tagged ACE IMPACT was approved for another five years running from 1 August, 2020 to 31 July, 2025. Therefore, these Financial Statements are not the annual report and financial statements of the Centre, but a Financial Statements meant for monitoring the progress of the ACE IMPACT project as at year ended 31 December, 2025.

25 APPROVAL OF FINANCIAL STATEMENTS

The Financial Statements were approved by the Centre's Officials on...08/06/2026.....

African Center of Excellence for Genomics of Infectious Diseases (ACEGID)

AFRICA [FIRST/SECOND] CENTERS OF EXCELLENCE FOR DEVELOPMENT
 IMPACT PROJECT (P164546 for 1st ACE IMPACT or P169064 for 2nd ACE Impact)
 Statement of Reimbursable Eligible Expenditure Programs (EEPs) - Detailed Report
 for the January - December 2025

	Month/Year	IN USD			IN SDR	
		Local Currency (Equiv.) [NGN]	Official Monthly average exchange rate (Local Currency to USD)	USD	IMF Exchange rate monthly average USD to SDR	SDR
	January 2025	294,552,315.35	1477.72	199,328.91	0.77	152,880.09
	February 2025	300,137,881.25	1491.991	201,166.01	0.76	153,678.76
	March 2025	280,587,905.63	1536.3158	182,636.87	0.75	137,455.79
	April 2025	316,784,977.11	1596.1891	198,463.31	0.74	146,347.05
	May 2025	326,734,209.99	1585.6524	206,056.64	0.74	151,879.82
	June 2025	326,045,558.76	1529.2105	213,211.69	0.73	155,175.47
	July 2025	292,569,750.40	1533.054	190,841.13	0.74	140,851.44
	August 2025	366,568,969.60	1531.0703	239,420.08	0.73	174,932.52
	September 2025	289,609,024.00	1474.8473	196,365.43	0.73	143,230.71
	October 2025	300,416,694.40	1421.2343	211,377.32	0.74	155,608.16
	November 2025	522,474,980.80	1446.2421	361,263.84	0.74	265,915.48
	December 2025	575,140,220.98	1435.2571	400,722.78	0.74	294,960.02
TOTAL		4,191,622,488.25		2,800,854.02		2,072,915.31
Note						
	[Other Operating Costs]	754,385,958.51	1,504.90	501,286.88	0.74	371,463.19
	EEP	4,946,008,446.76		3,302,140.90		2,444,378.50

Submitted by

Prof. Happi C. T.
 Director, IGH

OTHER NATIONAL DISCLOSURES

AFRICAN CENTRE OF EXCELLENCE FOR GENOMICS OF INFECTIOUS DISEASES (ACEGID)

STATEMENT OF VALUE ADDED
FOR THE YEAR ENDED 31 DECEMBER, 2025

	2025 =N=	%	2024 =N=	%
Grants	11,922,559,480		11,501,208,087	
Interest Income	52,020,737		53,472,206	
Exchange Gains & Other Income	799,335,957		6,421,586,514	
	<u>12,773,916,174</u>		<u>17,976,266,807</u>	
Cost of materials and services				
Local	(463,355,774)		(463,355,774)	
Foreign	(6,288,729,086)		(8,076,599,619)	
Value Added	<u><u>6,021,831,315</u></u>	<u>100</u>	<u><u>10,338,806,289</u></u>	<u>100</u>
Applied as follows:				
To pay Employees				
Salaries and Wages	3,840,071,437	64	3,476,191,075	34
To pay Government				
Tax Expenses				
For Future Expansion				
Depreciation - PPE	581,400,079	10	504,921,497	5
Amortization - Intangible Assets	41,872	-	13,775,692	-
Excess of Income over Expenditure - Surplus	1,600,317,927	27	6,343,918,025	61
Value Added	<u><u>6,021,831,315</u></u>	<u>100</u>	<u><u>10,338,806,289</u></u>	<u>100</u>

Value added represents the additional wealth which the Centre has been able to create by its own and its employees' efforts. This statement shows the allocation of that wealth to employees and the amount retained for future creation of more wealth.

AFRICAN CENTRE OF EXCELLENCE FOR GENOMICS OF INFECTIOUS DISEASES (ACEGID)

5- YEAR FINANCIAL SUMMARY
AS AT 31 DECEMBER 2025

	31/12/2025	31/12/2024	31/12/2023	31/12/2022	31/12/2021
	=N=	=N=	=N=	=N=	=N=
STATEMENT OF FINANCIAL POSITION					
Non-Current Assets	13,202,625,927	12,067,247,834	10,071,241,587	3,891,061,962	3,306,786,018
Current Assets	13,076,617,297	12,892,611,365	10,456,951,961	7,463,164,817	5,787,596,648
TOTAL ASSETS	26,279,243,230	24,959,859,199	20,528,193,548	11,354,226,779	9,094,382,666
RESERVES AND LIABILITIES:					
Accumulated fund	25,034,498,030	23,434,180,103	17,090,262,078	10,668,521,669	8,036,011,266
CURRENT LIABILITIES					
Other Payables	1,244,745,194	1,525,679,096	3,437,931,470	685,705,110	1,058,371,400
	26,279,243,224	24,959,859,199	20,528,193,548	11,354,226,779	9,094,382,666
STATEMENT OF INCOME AND EXPENDITURE					
Grants and Other Income	12,773,916,173	17,976,266,806	11,711,734,436	5,844,947,485	6,092,577,996
Expenditure for the year	(11,173,598,246)	(11,632,348,781)	(5,289,994,027)	(3,210,867,720)	(2,938,060,446)
Surplus for the year	1,600,317,927	6,343,918,025	6,421,740,409	2,634,079,765	3,154,517,550